

Date 11/10/2016

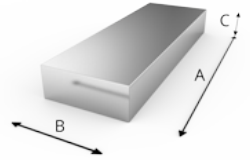
## Catalogue: OTHER COMPONENTS IN MP

### 10C7BTO10BR3

Manuf. reference

Weight 2.02 Kg.

Measurements A: 60 B: 55 C: 4



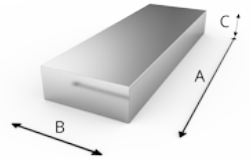
### 1 ROPE SENSOR 11-13 MM SW-GAMMA2 FOR VK2P

9122SWGAMMA2

Manuf. reference

Weight 0.46 Kg.

Measurements A: 75 B: 25 C: 13



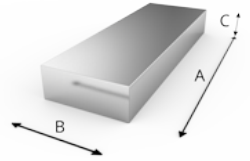
### 1 ROPE SENSOR 14-16 MM SW-GAMMA3 FOR VK2P

9122SWGAMMA3

Manuf. reference

Weight 1.0 Kg.

Measurements A: 75 B: 25 C: 16



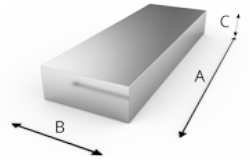
### 1 ROPE SENSOR 8-10 MM SW-GAMMA1 FOR VK2P

9122SWGAMMA1

Manuf. reference

Weight 0.46 Kg.

Measurements A: 75 B: 25 C: 10



### 10 MM DIA ROPE SENSOR

21A2WR00010

Manuf. reference

Weight 0.5 Kg.

Measurements

### 13 MM DIA ROPE SENSOR

21A2WR00013

Manuf. reference

Weight 0.5 Kg.

Measurements

### 16 MM DIA ROPE SENSOR

21A2WR00016

Manuf. reference

Weight 0.5 Kg.

Measurements

### 2-RELAY LOAD LIMITER

9122ILC20000

Manuf. reference

Weight 2.0 Kg.

Measurements

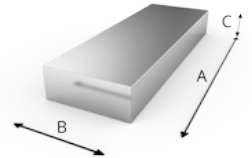
### 3 ROPE SENSOR 8-10 MM SW-GAMMA1 FOR VK2P

R9122SWGAMA13

Manuf. reference

Weight 0.5 Kg.

Measurements A: 75 B: 25 C: 10



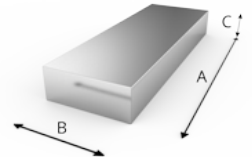
### 3-RELAY LOAD LIMITER

9122LM3D0000

Manuf. reference

Weight 1.1 Kg.

Measurements A: 230 B: 110 C: 55



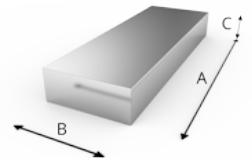
### 4 CELLS TCMP 800/G VK2P SET

9122CELCVK2P

Manuf. reference

Weight 4.1 Kg.

Measurements A: 90 B: 60 C: 30



### 4 LOAD SENSOR SET TCE-A 1000 KG

9122TCEA1000

Manuf. reference

Weight 5.0 Kg.

Measurements



#### 4 SENSOR SET TCMP 800/G DINACELL VK2P

6136CELCVK2P

Manuf. reference

Weight 4.1 Kg.

Measurements

#### 8 MM DIA ROPE SENSOR

21A2WR00008

Manuf. reference

Weight 0.5 Kg.

Measurements

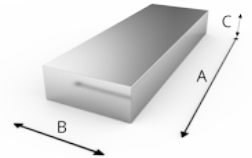
#### 800KG CAR SENSOR

9122CAB800

Manuf. reference

Weight 0.89 Kg.

Measurements A: 190 B: 95 C: 50



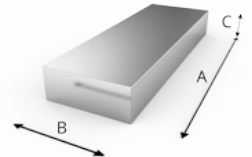
#### ACCESORIES ACCESORIES FOR GUIDE 70/65/9

9107BTA07009

Manuf. reference

Weight 3.5 Kg.

Measurements A: 250 B: 70 C: 10



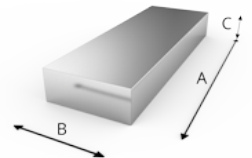
#### ACCESORIES FOR GUIDE 40/40/5 (2 UN)

9107BTA04005

Manuf. reference

Weight 1.0 Kg.

Measurements A: 200 B: 40 C: 6



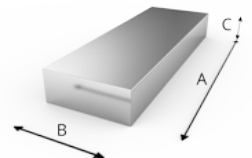
#### ACCESORIES FOR GUIDE 120/76/9 (2 UN)

9107BTA12009

Manuf. reference

Weight 12.0 Kg.

Measurements A: 305 B: 130 C: 17



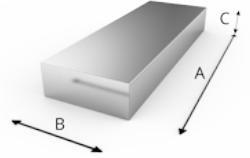
**ACCESORIES FOR GUIDE 140/102/28,6 (2 UN)**

9107BTA14029

Manuf. reference

Weight 26.0 Kg.

Measurements A: 380 B: 140 C: 25



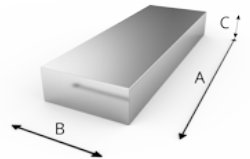
**ACCESORIES FOR GUIDE 140/108/19 2-UN**

9107BTA14019

Manuf. reference

Weight 26.0 Kg.

Measurements A: 280 B: 140 C: 25



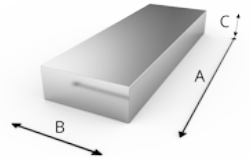
**ACCESORIES FOR GUIDE 45/45/5 (2 UN)**

9107BTA04505

Manuf. reference

Weight 1.3 Kg.

Measurements A: 160 B: 50 C: 8



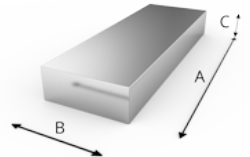
**ACCESORIES FOR GUIDE 50/50/5 (2 UN)**

9107BTA05005

Manuf. reference

Weight 0.5 Kg.

Measurements A: 200 B: 50 C: 8



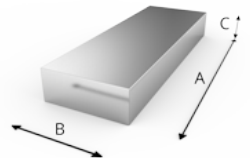
**ACCESORIES FOR GUIDE 65/54/8 (2 UN)**

9107BTA06508

Manuf. reference

Weight 1.4 Kg.

Measurements A: 160 B: 70 C: 10



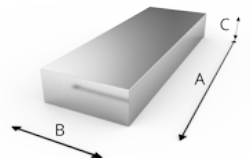
**ACCESORIES FOR GUIDE 70/70/9 (2 UN)**

9107BTA170A9

Manuf. reference

Weight 3.5 Kg.

Measurements A: 240 B: 75 C: 10



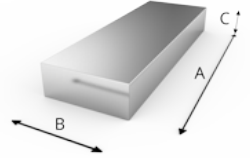
### ACCESORIES FOR GUIDE 82/68/9 (2 UN)

9107BTA08209

Manuf. reference

Weight 6.0 Kg.

Measurements A: 216 B: 80 C: 10



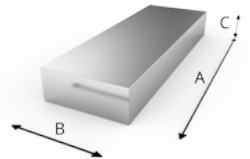
### ACCESORIES FOR GUIDE 90/75/16 89/62/16 (2UN)

9107BTA09016

Manuf. reference

Weight 8.0 Kg.

Measurements A: 305 B: 90 C: 10



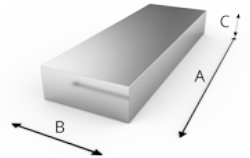
### ACCESORIES FOR GUIDE 90/75/16 89/62/16 (2 UN)

9107BTA08916

Manuf. reference

Weight 8.0 Kg.

Measurements A: 305 B: 90 C: 13



### ACCESS KEYBOARD SU2-S INOX METALIC KEYS

21A2TECLSU2S

Manuf. reference

Weight 1.0 Kg.

Measurements

### ACCESS KEYBOARD SU4-S INOX METALIC KEYS

21A2TECLSU4S

Manuf. reference

Weight 1.0 Kg.

Measurements

### ACEITE DE GUIAS - EOL

R917EOL0001

Manuf. reference

Weight 1.0 Kg.

Measurements

**ACIN 1.0 MRL COMPLETE SUPPORT SET**

10C731000170

Manuf. reference

Weight 25.0 Kg.

Measurements

**ACIN 1.0 MRL UNCOMPLETE SUPPORT SET**

10C732000170

Manuf. reference

Weight 22.0 Kg.

Measurements

**ACIN 2.0 GEARLESS COMPLETE SUPPORT SET**

10C731000175

Manuf. reference

Weight 25.0 Kg.

Measurements

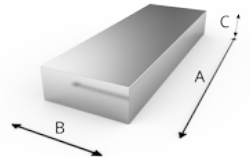
**AMPLIFIER TELCO AMP 21C500**

R9157AM21C500

Manuf. reference

Weight 0.5 Kg.

Measurements A: 75 B: 75 C: 30



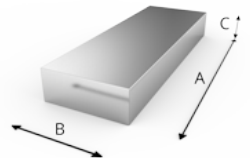
**AMPLIFIER TELCO AMP 21C503**

R9157AM21C503

Manuf. reference

Weight 0.5 Kg.

Measurements A: 75 B: 75 C: 30



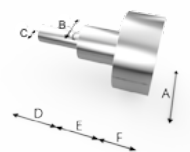
**ANTENNA HIGH GAIN 21320M 2.5 MTS S4L**

R21A221320M

Manuf. reference

Weight 0.06 Kg.

Measurements A: 30 B: 20 C: 10 D: 250 E: 15 F: 15





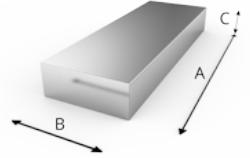
### ANTI-STATIC BRUSH STEP/PALLET

9157SFJC0001

Manuf. reference

Weight 0.08 Kg.

Measurements A: 170 B: 82 C: 3




### ANTICLIMB DEVICE EN115-2008

R9157ANTICL

Manuf. reference

Weight 20.0 Kg.

Measurements A: 87 B: 60 C: 22 D: 10



### AUTOMATIC OIL DEVICE VIII 2L SRL QDQT0009

R9157QDQT0009

Manuf. reference

Weight 6.0 Kg.

Measurements

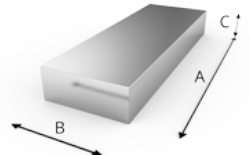
### AUXILIARY CONTACT ABB CA7

R915720000014

Manuf. reference

Weight 0.02 Kg.

Measurements A: 42 B: 30 C: 10



### BACK HANDRAIL ROLLER

R9157M0000019

Manuf. reference

Weight 0.4 Kg.

Measurements

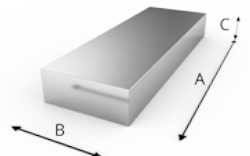
### BAG 100 CLIP FAST NUT M-4 PLATE1,5

R9157TUCLIPM4

Manuf. reference

Weight 0.9 Kg.

Measurements A: 10 B: 10 C: 10



### BOTE DE SPRAY CABLES DRAKO- EOL

R917EOL0012

Manuf. reference

Weight 1.0 Kg.

Measurements

### BOTE DE SPRAY PINTURA RAL 7044- EOL

R917EOL0010

Manuf. reference

Weight 1.0 Kg.

Measurements

### BRAKE ELECTRO-MAGNET DZT-L 220V

R9157DZTL220V

Manuf. reference

Weight 9.0 Kg.

Measurements

### BRAKING ELECTROMAGNET HXZD-450/25-T2

R9157QDQT0191

Manuf. reference

Weight 11.0 Kg.

Measurements

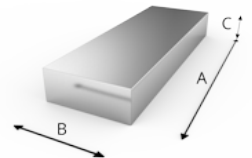
### BRAQUET R30 WITHOUT HARDWARE

10C7R3000000

Manuf. reference

Weight 0.15 Kg.

Measurements A: 120 B: 70 C: 30



### BUTTON TYPE PHOTOCCELL WITHOUT KIT RELAY

5105FOTTELCS

Manuf. reference

Weight 0.22 Kg.

Measurements





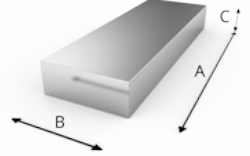
### CAB800 SENSOR CONTROL UNIT

9122LMCAB

Manuf. reference

Weight 1.2 Kg.

Measurements A: 230 B: 110 C: 55



### CAR AND COUNTERWEIGHT GUIDE SUPPORT ACIN 1.0

10C716001310

Manuf. reference

Weight 7.0 Kg.

Measurements

### CAR AND CW GUIDE FIXING SUPPORT MRL 1000KG

10C713001310

Manuf. reference

Weight 7.0 Kg.

Measurements

### CAR AND CW GUIDE SUPPORT MRL 01 2V 300

10C717001310

Manuf. reference

Weight 6.0 Kg.

Measurements

### CAR GUIDE 1 SUPPORT FIXING PLATE MRL A450-600

10C79E006005

Manuf. reference

Weight 5.0 Kg.

Measurements

### CARTRIDGE HILTI HIT-HY 270 330/2

10C7CARTH270

Manuf. reference

Weight 0.3 Kg.

Measurements

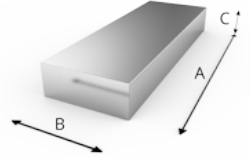
### CAST IRON FLANGE T-2 M-12 W/SCREWS( 1 SUPPORT

10C7BTO523FS

Manuf. reference

Weight 0.0 Kg.

Measurements A: 55 B: 40 C: 2



### CAST IRON FLANGE T-4 M-16 (10 UNITS)

10C7BTO567FS

Manuf. reference

Weight 1.7 Kg.

Measurements

### CAST IRON FLANGE T-4 M-16 (4 UNITS)

10C7BTO267FS

Manuf. reference

Weight 0.7 Kg.

Measurements

### CAST IRON FLANGE T-4 M-16 (6 UNITS)

10C7BTO367FS

Manuf. reference

Weight 1.05 Kg.

Measurements

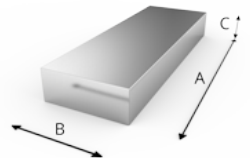
### CAST IRON FLANGE T3 M14 ( 6 UN)

10C7BTO345FS

Manuf. reference

Weight 1.05 Kg.

Measurements A: 55 B: 40 C: 20



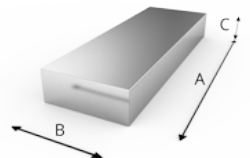
### CAST IRON FLANGE T3 M14 ( 6 UN)

10C7BTO545FS

Manuf. reference

Weight 1.75 Kg.

Measurements A: 55 B: 40 C: 20





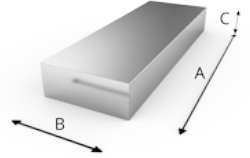
### CAST IRON FLANGE T3 M14 (4 UN)

10C7BTO245FS

Manuf. reference

Weight 0.7 Kg.

Measurements A: 55 B: 40 C: 20



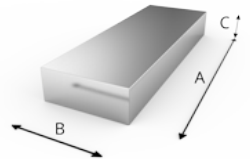
### CENTRAL COMB PLATE , MOVING WALKS

R9157X1216101

Manuf. reference

Weight 0.9 Kg.

Measurements A: 200 B: 110 C: 20



### CJTO 6 MT CEPILLO DEFLECTOR RECTO TRAMOS 1,5

9157MRPT0001

Manuf. reference

Weight 4.52 Kg.

Measurements


### CLEANER TO CLEAN 500ML ESCALATOR HANDRAIL

R9157CLEAN007

Manuf. reference

Weight 0.0 Kg.

Measurements A: 70 B: 0 C: 180



### CN-50 L=210 MM HORIZONTAL PLATE

10C7CNCACAA0

Manuf. reference

Weight 3.0 Kg.

Measurements

### CN-89 SCREWS BAG. ( 2 SUPPORT)

10C7BTO2CN89

Manuf. reference

Weight 0.5 Kg.

Measurements



#### CN-89 SCREWS BAG. ( 3 SUPPORT)

10C7BTO3CN89

Manuf. reference

Weight 0.75 Kg.

Measurements

#### CN-89 SCREWS BAG. ( 5 SUPPORT)

10C7BTO5CN89

Manuf. reference

Weight 1.25 Kg.

Measurements

#### CN-89L SUPPORT L=340

10C7CN89L7

Manuf. reference

Weight 2.24 Kg.

Measurements

#### COMB LIGHT JYCTL-01 24V AC/DC

R9157QTZM0112

Manuf. reference

Weight 0.3 Kg.

Measurements

#### COMB LIGHT AC220V, 50/60HZ (IP55)QTZM0114

R915720000032

Manuf. reference

Weight 0.44 Kg.

Measurements

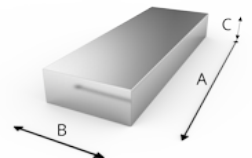
#### COMB PLATE LEFT FES-FEH

R9157SFGA0003

Manuf. reference

Weight 0.4 Kg.

Measurements A: 200 B: 110 C: 20



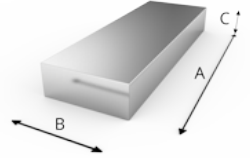
### COMB PLATE RIGHT FES-FEH

R9157SFGA0005

Manuf. reference

Weight 0.4 Kg.

Measurements A: 200 B: 110 C: 20



### CONJUNTO CONTACTO (MACHO-HEMBRA)- EOL

R917EOL0019

Manuf. reference

Weight 1.0 Kg.

Measurements

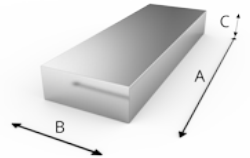
### CONTACT SCHMERSAL T1R236-02Z

R915720000025

Manuf. reference

Weight 0.04 Kg.

Measurements A: 90 B: 30 C: 30



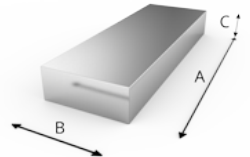
### CONTACT SCHMERSAL T1R236-11Z-M20 QKGL0082

R9157QKGL0082

Manuf. reference

Weight 0.1 Kg.

Measurements A: 90 B: 30 C: 30



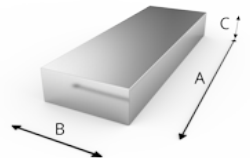
### CONTACT SCHMERSAL Z1R236-02ZR-1816 QKGL0084

R9157QKGL0084

Manuf. reference

Weight 0.1 Kg.

Measurements A: 90 B: 30 C: 30



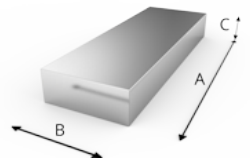
### CONTACTOR ABB EB-40

R915720000022

Manuf. reference

Weight 1.06 Kg.

Measurements A: 110 B: 108 C: 92



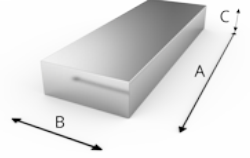
#### CONTACTOR ABB EB9-30-10

R915720000021

Manuf. reference

Weight 0.34 Kg.

Measurements A: 82 B: 72 C: 44



#### CONTACTOR LC1D18 F7 - EOL

R917EOL0029

Manuf. reference

Weight 0.3 Kg.

Measurements

#### CONTACTOR LC1D25 F7 - EOL

R917EOL0031

Manuf. reference

Weight 0.3 Kg.

Measurements

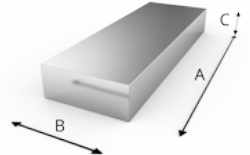
#### CONTACTOR SCHNEIDER LC1-D0910

R915720000023

Manuf. reference

Weight 0.34 Kg.

Measurements A: 110 B: 80 C: 25



#### CONTACTOR SCHNEIDER LC1-D2501

R915720000024

Manuf. reference

Weight 0.54 Kg.

Measurements

#### CONTROL UNIT(ILC2)+SENSOR+IND+BUZZER(4X10)

R9122CSD1ILC2

Manuf. reference

Weight 2.3 Kg.

Measurements



### CONTROL UNIT+SENSOR (ILC2)+IND.+ BUZZER (4X8)

R9122CSDZILC2

Manuf. reference

Weight 2.06 Kg.

Measurements

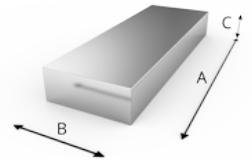
### CONTROL UNIT+SENSOR(ILC3)+IND.LPM (RAMP (4X8)

R9122CSDZILC3

Manuf. reference

Weight 3.12 Kg.

Measurements A: 150 B: 120 C: 65



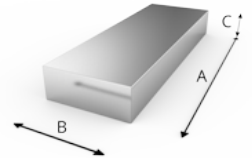
### CONTROL UNIT+SENSOR(ILC3)+IND.LPM (RAMP(4X10)

R9122CSD1ILC3

Manuf. reference

Weight 3.12 Kg.

Measurements A: 150 B: 120 C: 65



### COUNTERWEIGHT GUIDE SUPPORT ACIN 1.0

10C716001320

Manuf. reference

Weight 5.0 Kg.

Measurements

### CURTAIN PHOTOCELL E10 18 /MA MEMCO EMB-T3

R9122E1018MA

Manuf. reference

Weight 9.0 Kg.

Measurements

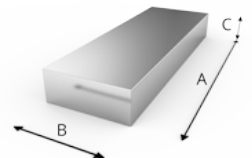
### CURTAIN PHOTOCELL E10 18 /MA MEMCO

9122E1018MA

Manuf. reference

Weight 4.0 Kg.

Measurements A: 2000 B: 34 C: 10



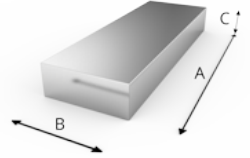
### CURTAIN PHOTOCELL E10 18 PNP STD AVIRE

9122E1018ES

Manuf. reference

Weight 4.0 Kg.

Measurements A: 2000 B: 34 C: 10



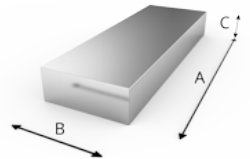
### CURTAIN PHOTOCELL PANAFORTY PLUS3D ULTRASLIM

9122774000

Manuf. reference

Weight 2.0 Kg.

Measurements A: 2000 B: 37 C: 9



### CYLINDER FIXING THICKN $\varnothing \leq 100$ KH.../D-R1 1:1

614610479000

Manuf. reference

Weight 1.5 Kg.

Measurements

### CYLINDER FIXING THICKN $\varnothing > 100$ KH.../D-R1 1:1

614610478000

Manuf. reference

Weight 1.5 Kg.

Measurements

### CYLINDER FIXING TO WALL SET KH .../D-R1

614620000000

Manuf. reference

Weight 6.0 Kg.

Measurements

### CYLINDER FIXING TO WALL SET KH 250/D-R1

614613795000

Manuf. reference

Weight 7.0 Kg.

Measurements





### DATA CABLE VS LINK MP775 (GSM/GPRS) S4L

21B2RMGCANVS

Manuf. reference

Weight 0.5 Kg.

Measurements

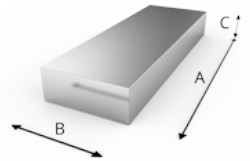
### DEFLECTION BRUSH SCALATOR L=3MT

R9157CEPILL03

Manuf. reference

Weight 2.0 Kg.

Measurements A: 3000 B: 40 C: 14



### DEPOSIT OF OIL COLLECTION AXX0019 150X150

9107AAXX0019

Manuf. reference

Weight 0.08 Kg.

Measurements A: 150 B: 146 C: 50



### DESLUBRICANTE CABLES DRAKO FLORIDEAL 25 KG

R9107DKFLOR25

Manuf. reference

Weight 25.0 Kg.

Measurements

### DESLUBRICANTE CABLES DRAKO FLORIDEAL 5 KG

R9107DKFLOR05

Manuf. reference

Weight 5.0 Kg.

Measurements

### DETECTOR DE PLANTAS (LAPIZ)- EOL

R917EOL0033

Manuf. reference

Weight 1.0 Kg.

Measurements



### DIFFUSE SENSOR BOX X01.JPAAA.001A01

R9157X01JPAAA

Manuf. reference

Weight 1.0 Kg.

Measurements

### DINACELL LOADWEIGHING CTRL UNIT VK3

9122CTRLVK3

Manuf. reference

Weight 5.0 Kg.

Measurements

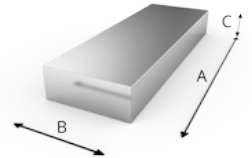
### DIRECTION KEYSWITCH QKGL0028 ASW33K20

9157QKGL0028

Manuf. reference

Weight 0.0 Kg.

Measurements A: 67 B: 35 C: 30




### DRAKO ROPE 6X19 W-FC DUAL Ø6 (1560 KN)

9107DWFC6196

Manuf. reference

Weight 0.13 Kg.

Measurements A: 6 B: 0 C: 0



### DRIVE CHAIN 20BTF 88 LINKS

R915720BTF088

Manuf. reference

Weight 0.9 Kg.

Measurements

### DRIVING SLIDER RED FFD0001

9157FFD0001

Manuf. reference

Weight 0.15 Kg.

Measurements



### E90 SPEED GOVERNOR GUIDE SUPPORT

7121RSFGLE90

Manuf. reference

Weight 10.0 Kg.

Measurements

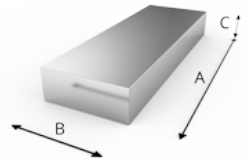
### EMERGENCY SAFETY BRAKE DDL AC 110V

9157QDQT0153

Manuf. reference

Weight 5.0 Kg.

Measurements A: 260 B: 65 C: 65



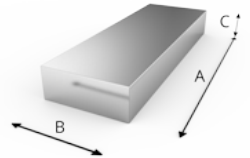
### EMERGENCY STOP BUTTON AVW411-R

R915720000006

Manuf. reference

Weight 0.06 Kg.

Measurements A: 60 B: 35 C: 30



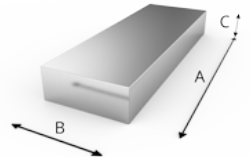
### EMPTY CAR SENSOR

9122CAB8001

Manuf. reference

Weight 0.72 Kg.

Measurements A: 190 B: 50 C: 45



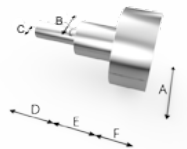
### ENCODER ETF58H12+CABLE+FIXING 15JB00575

R9157ETF58H12

Manuf. reference

Weight 1.0 Kg.

Measurements A: 58 B: 32 C: 12 D: 0 E: 8 F: 33



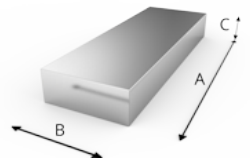
### EPD KPAD01

9157QDQT0223

Manuf. reference

Weight 0.26 Kg.

Measurements A: 108 B: 80 C: 25





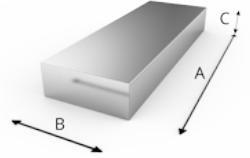
### FAULT DISPLAY FMSDB-05

R9157FMSDB-03

Manuf. reference

Weight 0.25 Kg.

Measurements A: 115 B: 70 C: 35



### FINAL DE CARRERA CON CABLE- EOL

R917EOL0037

Manuf. reference

Weight 1.0 Kg.

Measurements

### FINAL DE CARRERA SIN CABLE- EOL

R917EOL0038

Manuf. reference

Weight 1.0 Kg.

Measurements

### FIXATION CLIP FOR BALAUSTRAGE LAMP

R9157E0000003

Manuf. reference

Weight 0.05 Kg.

Measurements

### FLANGE FOR FIX POINT

10C713001158

Manuf. reference

Weight 0.5 Kg.

Measurements


### FRICITION WHEEL FCD0001 DIA-587.4 FES/FEH01

R9157FCD0001

Manuf. reference

Weight 17.0 Kg.

Measurements A: 587 B: 360 C: 30




**FRICITION WHEEL FCD0002 DIA 635 MM**

R9157FCD0002

Manuf. reference

Weight 17.0 Kg.

Measurements A: 635 B: 360 C: 30



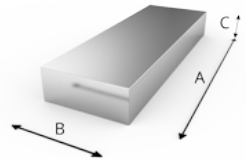
**GO FIXED SIGNAL TRAFIC LIGHT**

R9157E0000008

Manuf. reference

Weight 0.2 Kg.

Measurements A: 65 B: 40 C: 30




**GUIDE COLD DRAW T 50/50/5 1,25 M**

9107T050APC1

Manuf. reference

Weight 3.73 Kg.

Measurements A: 50 B: 50 C: 45 D: 0




**GUIDE COLD DRAW T70/70/9 3,75M**

9107T079APC3

Manuf. reference

Weight 9.0 Kg.

Measurements A: 70 B: 70 C: 61 D: 0




**GUIDE COLD DRAW T82/68/9 2,5M**

9107T082APC2

Manuf. reference

Weight 8.55 Kg.

Measurements A: 68 B: 82 C: 62 D: 0




**GUIDE COLD DRAW T82/68/9 3,75M**

9107T082APC3

Manuf. reference

Weight 8.55 Kg.

Measurements A: 68 B: 82 C: 62 D: 0




**GUIDE COLD DRAW 40/40/5 2,5M**

9107T040APC2

Manuf. reference

Weight 2.95 Kg.

Measurements A: 40 B: 40 C: 35 D: 0



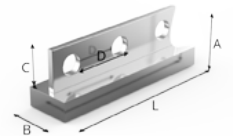
**GUIDE COLD DRAW 40/40/5 3,75M**

9107T040APC3

Manuf. reference

Weight 2.95 Kg.

Measurements A: 40 B: 40 C: 35 D: 0



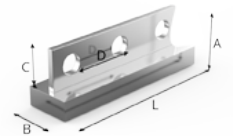
**GUIDE COLD DRAW 40/40/5 5M**

9107T040APC5

Manuf. reference

Weight 2.95 Kg.

Measurements A: 40 B: 40 C: 35 D: 0



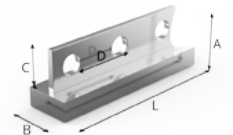
**GUIDE COLD DRAW 50/50/5 3,75 M**

9107T050APC3

Manuf. reference

Weight 3.73 Kg.

Measurements A: 50 B: 50 C: 45 D: 0




**GUIDE COLD DRAW 50/50/5 5 M**

9107T050APC5

Manuf. reference

Weight 3.73 Kg.

Measurements A: 50 B: 50 C: 45 D: 0



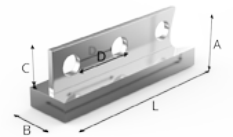
**GUIDE COLD DRAW T 50/50/5 2,5M**

9107T050APC2

Manuf. reference

Weight 3.73 Kg.

Measurements A: 50 B: 50 C: 45 D: 0




**GUIDE COLD DRAW T40/40/5 1,25M**

9107T040APC1

Manuf. reference

Weight 2.95 Kg.

Measurements A: 40 B: 40 C: 35 D: 0



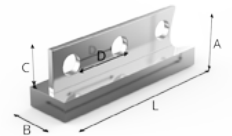
**GUIDE COLD DRAW T45/45/5 1,25M**

9107T045APC1

Manuf. reference

Weight 3.34 Kg.

Measurements A: 45 B: 45 C: 40 D: 0




**GUIDE COLD DRAW T45/45/5 2,5M**

9107T045APC2

Manuf. reference

Weight 3.34 Kg.

Measurements A: 45 B: 45 C: 40 D: 0




**GUIDE COLD DRAW T45/45/5 3,75M**

9107T045APC3

Manuf. reference

Weight 3.34 Kg.

Measurements A: 45 B: 45 C: 40 D: 0




**GUIDE COLD DRAW T45/45/5 5M**

9107T045APC5

Manuf. reference

Weight 3.34 Kg.

Measurements A: 45 B: 45 C: 40 D: 0




**GUIDE COLD DRAW T65/54/8 1,25M**

9107T065APC1

Manuf. reference

Weight 4.9 Kg.

Measurements A: 54 B: 65 C: 50 D: 0




**GUIDE COLD DRAW T65/54/8 5M**

9107T065APC5

Manuf. reference

Weight 4.9 Kg.

Measurements A: 54 B: 65 C: 50 D: 0



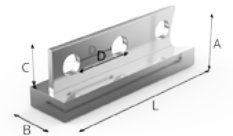
**GUIDE COLD DRAW T65/54/8 2,5M**

9107T065APC2

Manuf. reference

Weight 4.9 Kg.

Measurements A: 54 B: 65 C: 50 D: 0




**GUIDE COLD DRAW T65/54/8 3,75M**

9107T065APC3

Manuf. reference

Weight 4.9 Kg.

Measurements A: 54 B: 65 C: 50 D: 0



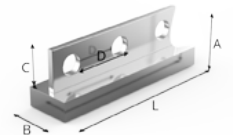
**GUIDE COLD DRAW T70/65/9 1,25M**

9107T070APC1

Manuf. reference

Weight 7.47 Kg.

Measurements A: 65 B: 70 C: 58 D: 0




**GUIDE COLD DRAW T70/65/9 2,5M**

9107T070APC2

Manuf. reference

Weight 7.47 Kg.

Measurements A: 65 B: 70 C: 58 D: 0




**GUIDE COLD DRAW T70/65/9 3,75M**

9107T070APC3

Manuf. reference

Weight 7.47 Kg.

Measurements A: 65 B: 70 C: 58 D: 0








**GUIDE COLD DRAW T70/65/9 5M**

9107T070APC5

Manuf. reference

Weight 7.47 Kg.

Measurements A: 65 B: 70 C: 58 D: 0



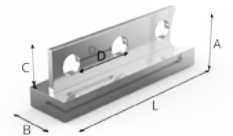
**GUIDE COLD DRAW T70/70/9 2,5M**

9107T079APC2

Manuf. reference

Weight 8.83 Kg.

Measurements A: 70 B: 70 C: 61 D: 0




**GUIDE COLD DRAW T70/70/9 5M**

9107T079APC5

Manuf. reference

Weight 8.83 Kg.

Measurements A: 70 B: 70 C: 61 D: 0



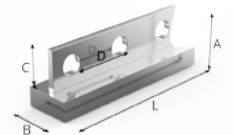
**GUIDE COLD DRAW T70/70/9 1,25M**

9107T079APC1

Manuf. reference

Weight 8.83 Kg.

Measurements A: 70 B: 70 C: 61 D: 0




**GUIDE COLD DRAW T82/68/9 1,25M**

9107T082APC1

Manuf. reference

Weight 8.55 Kg.

Measurements A: 68 B: 82 C: 62 D: 0




**GUIDE COLD DRAW T82/68/9 5M**

9107T082APC5

Manuf. reference

Weight 8.55 Kg.

Measurements A: 68 B: 82 C: 62 D: 0





**GUIDE COLD DRAW T89/62/16 1,25 M**

9107T089APC1

Manuf. reference

Weight 12.3 Kg.

Measurements

**GUIDE COLD DRAW T89/62/16 2,5M**

9107T089APC2

Manuf. reference

Weight 12.3 Kg.

Measurements

**GUIDE COLD DRAW T89/62/16 3,75M**

9107T089APC3

Manuf. reference

Weight 12.3 Kg.

Measurements

**GUIDE COLD DRAW T89/62/16 5M**

9107T089APC5

Manuf. reference

Weight 12.3 Kg.

Measurements

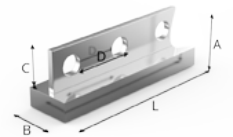
**GUIDE COLD DRAW T90/75/16 1,25M**

9107T090APC1

Manuf. reference

Weight 13.55 Kg.

Measurements A: 75 B: 90 C: 67 D: 0




**GUIDE COLD DRAW T90/75/16 2,5M**

9107T090APC2

Manuf. reference

Weight 13.55 Kg.

Measurements A: 75 B: 90 C: 67 D: 0




### GUIDE COLD DRAW T90/75/16 3,75M

9107T090APC3

Manuf. reference

Weight 13.55 Kg.

Measurements A: 75 B: 90 C: 67 D: 0



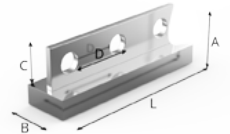
### GUIDE COLD DRAW T90/75/16 5M

9107T090APC5

Manuf. reference

Weight 13.55 Kg.

Measurements A: 75 B: 90 C: 67 D: 0



### GUIDE FIXING ANGLE CN-MINI KH 250/D-R1

614613793000

Manuf. reference

Weight 4.0 Kg.

Measurements

### GUIDE FIXING PLATE

614630120000

Manuf. reference

Weight 3.0 Kg.

Measurements

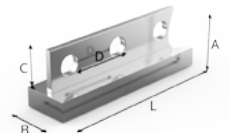
### GUIDE MACHINED T120/76/09 5M

9107T120BPC5

Manuf. reference

Weight 17.9 Kg.

Measurements A: 82 B: 125 C: 70 D: 0




### GUIDE MACHINED T127/89/16 1,25M

9107T127BPC1

Manuf. reference

Weight 28.63 Kg.

Measurements A: 89 B: 127 C: 78 D: 0




**GUIDE MACHINED T127/89/16 2,5M**

9107T127BPC2

Manuf. reference

Weight 28.63 Kg.

Measurements A: 89 B: 127 C: 78 D: 0



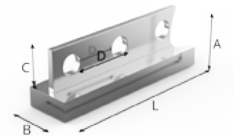
**GUIDE MACHINED T89/62/16 3,75M**

9107T089BPC3

Manuf. reference

Weight 12.3 Kg.

Measurements A: 62 B: 89 C: 54 D: 0




**GUIDE MACHINED T90/75/16 2,5M**

9107T090BPC2

Manuf. reference

Weight 13.55 Kg.

Measurements A: 75 B: 90 C: 67 D: 0




**GUIDE MACHINED T120/76/09 2,5M**

9107T120BPC2

Manuf. reference

Weight 17.9 Kg.

Measurements A: 82 B: 125 C: 70 D: 0



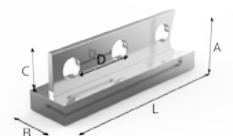
**GUIDE MACHINED T120/76/09 1,25M**

9107T120BPC1

Manuf. reference

Weight 17.9 Kg.

Measurements A: 82 B: 125 C: 70 D: 0




**GUIDE MACHINED T120/76/09 3,75M**

9107T120BPC3

Manuf. reference

Weight 17.9 Kg.

Measurements A: 82 B: 125 C: 70 D: 0




**GUIDE MACHINED T125/82/16 1,25**

9107T127B141

Manuf. reference

Weight 22.64 Kg.

Measurements A: 89 B: 127 C: 78 D: 0



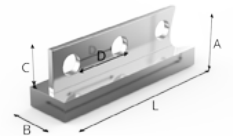
**GUIDE MACHINED T125/82/16 3,75M**

9107T125BPC3

Manuf. reference

Weight 17.9 Kg.

Measurements A: 82 B: 125 C: 70 D: 0




**GUIDE MACHINED T125/82/16 5 M**

9107T125BPC5

Manuf. reference

Weight 17.9 Kg.

Measurements A: 82 B: 125 C: 70 D: 0




**GUIDE MACHINED T125/82/16 1,25M**

9107T125BPC1

Manuf. reference

Weight 17.9 Kg.

Measurements A: 82 B: 125 C: 70 D: 0



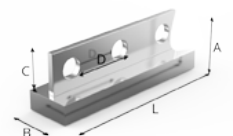
**GUIDE MACHINED T125/82/16 2,5M**

9107T125BPC2

Manuf. reference

Weight 17.9 Kg.

Measurements A: 82 B: 125 C: 70 D: 0




**GUIDE MACHINED T127/89/16 2,5M**

9107T127B142

Manuf. reference

Weight 22.64 Kg.

Measurements A: 89 B: 127 C: 78 D: 0




**GUIDE MACHINED T127/89/16 3,75**

9107T127B143

Manuf. reference

Weight 22.64 Kg.

Measurements A: 89 B: 127 C: 78 D: 0



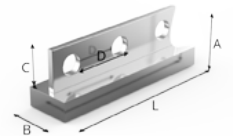
**GUIDE MACHINED T127/89/16 3,75M**

9107T127BPC3

Manuf. reference

Weight 28.63 Kg.

Measurements A: 89 B: 127 C: 78 D: 0




**GUIDE MACHINED T127/89/16 5M**

9107T127BPC5

Manuf. reference

Weight 28.63 Kg.

Measurements A: 89 B: 127 C: 78 D: 0




**GUIDE MACHINED T127/89/16 5M**

9107T127B145

Manuf. reference

Weight 22.64 Kg.

Measurements A: 89 B: 127 C: 78 D: 0




**GUIDE MACHINED T89/62/16 2,5M**

9107T089BPC2

Manuf. reference

Weight 12.3 Kg.

Measurements A: 62 B: 89 C: 54 D: 0




**GUIDE MACHINED T89/62/16 5M**

9107T089BPC5

Manuf. reference

Weight 12.3 Kg.

Measurements A: 62 B: 89 C: 54 D: 0




**GUIDE MACHINED T89/62/16 1,25M**

9107T089BPC1

Manuf. reference

Weight 12.3 Kg.

Measurements A: 62 B: 89 C: 54 D: 0



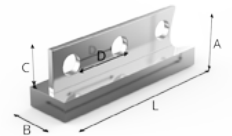
**GUIDE MACHINED T90/75/16 1,25M**

9107T090BPC1

Manuf. reference

Weight 13.55 Kg.

Measurements A: 75 B: 90 C: 67 D: 0




**GUIDE MACHINED T90/75/16 3,75M**

9107T090BPC3

Manuf. reference

Weight 13.55 Kg.

Measurements A: 75 B: 90 C: 67 D: 0




**GUIDE MACHINED T90/75/16 5M**

9107T090BPC5

Manuf. reference

Weight 13.55 Kg.

Measurements A: 75 B: 90 C: 67 D: 0



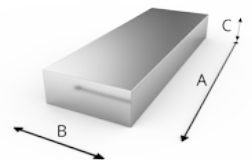
**GUIDE OIL KROIL 220 CAN OF 1 LT**

9117KROIL220

Manuf. reference

Weight 1.0 Kg.

Measurements A: 200 B: 110 C: 60



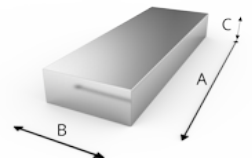
**GUIDE SUPPORT ST-3050 WITHOUT SCREWS**

10C7ST305000

Manuf. reference

Weight 0.5 Kg.

Measurements A: 260 B: 40 C: 30



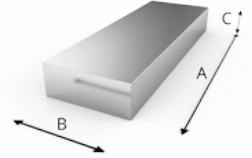
**GUIDE SUPPORT ST-3050 WITHOUT SCREWS BLACK**

10C7ST305001

Manuf. reference

Weight 0.5 Kg.

Measurements A: 260 B: 40 C: 30



**GUIDE TO WALL SUPPORT ACIN 1.0**

10C716001330

Manuf. reference

Weight 12.0 Kg.

Measurements

**HANDRAIL DRIVE CHAIN 16B2TF 102 LINKS**

R915716B20102

Manuf. reference

Weight 0.9 Kg.

Measurements

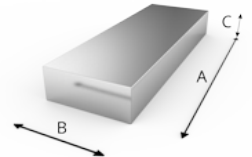
**HANDRAIL ENTRY INNER LEFT NO HOLE ST. PAINTED**

R9157SFEC0016

Manuf. reference

Weight 1.0 Kg.

Measurements A: 500 B: 120 C: 2



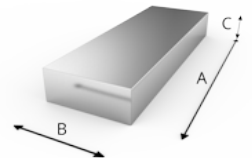
**HANDRAIL ENTRY INNER RIGHT TRAFFIC ST-PAINTED**

R9157SFEC0017

Manuf. reference

Weight 1.0 Kg.

Measurements A: 500 B: 120 C: 2



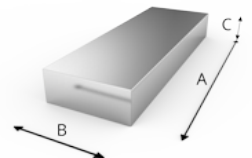
**HANDRAIL ENTRY OUTER LEFT NO HOLE ST-PAINTED**

R9157SFEC0019

Manuf. reference

Weight 1.0 Kg.

Measurements A: 500 B: 150 C: 2





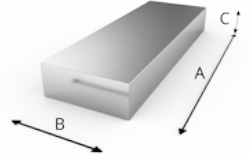
### HANDRAIL ENTRY OUTER RIGHT PUSH ST-PAINTED

R9157SFEC0020

Manuf. reference

Weight 1.0 Kg.

Measurements A: 500 B: 150 C: 2



### HANDRAIL GUIDER

R9157SFDF0001

Manuf. reference

Weight 0.9 Kg.

Measurements


### HANDRAIL LIGHT

R915720000028

Manuf. reference

Weight 0.02 Kg.

Measurements A: 140 B: 0 C: 15



### HANDRAIL RETURN CHAIN (18 NODES) L=1370MM

R9157F0899001

Manuf. reference

Weight 0.9 Kg.

Measurements

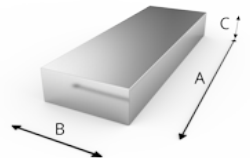
### HANDRAIL RETURN CHAIN (21 NODES) FDE0004

R9157FDE0004

Manuf. reference

Weight 1.0 Kg.

Measurements A: 1350 B: 30 C: 25



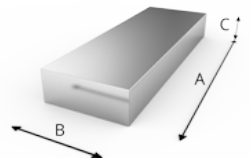
### HANDRAIL RETURN CHAIN (22 NODES) FDE0005

R9157FDE0005

Manuf. reference

Weight 1.0 Kg.

Measurements A: 1400 B: 25 C: 20





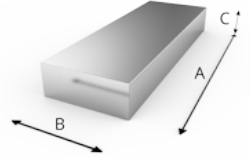
### HANDRAIL ROLLER + SUPPORT TYPE 1

R9157M0000020

Manuf. reference

Weight 0.7 Kg.

Measurements A: 180 B: 80 C: 70



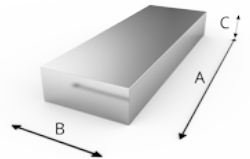
### HANDRAIL ROLLER + SUPPORT TYPE 2

R9157M0000021

Manuf. reference

Weight 0.7 Kg.

Measurements A: 180 B: 80 C: 70



### HANDRAIL SPEED MONITOR QKGL0730

R9157QKGL0730

Manuf. reference

Weight 0.15 Kg.

Measurements

### HSA K HILTI PLUG M12X100

10C710001250

Manuf. reference

Weight 0.1 Kg.

Measurements

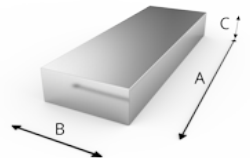
### HYDRAULIC OIL FHV-46 ISO VG CAN OF 20 LT

10E7BHV46001

Manuf. reference

Weight 25.0 Kg.

Measurements A: 380 B: 270 C: 210



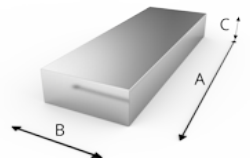
### HYDRAULIC OIL FHV-68 ISO VG CAN OF 20 LT

10E7BHV68001

Manuf. reference

Weight 25.0 Kg.

Measurements A: 380 B: 270 C: 210



### IMANES DE GUIA 150 MM- EOL

R917EOL0041

Manuf. reference

Weight 1.0 Kg.

Measurements

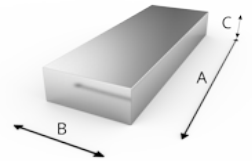
### INDUCTIVE PALET MISSING CONTACT DW-AS-611-C44

R9157QKGL0402

Manuf. reference

Weight 0.3 Kg.

Measurements A: 70 B: 40 C: 40




### INDUCTIVE STEPMISSING CONTACT NI10-G18-AN6X

R9157QKGL0397

Manuf. reference

Weight 0.36 Kg.

Measurements A: 55 B: 0 C: 15



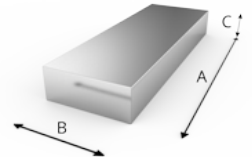
### INFORMATION COLLECTING CIRCUIT BOARD FCMCB-

R9157FCMCB-05

Manuf. reference

Weight 0.25 Kg.

Measurements A: 200 B: 90 C: 25



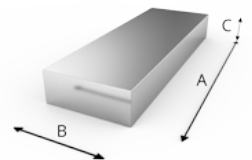
### INSPECTION OPERATION HANDLE BOX 20M QDQT0190

R9157QDQTO190

Manuf. reference

Weight 5.0 Kg.

Measurements A: 180 B: 75 C: 75




### INSPECTION PLUG PCS-200B

915720000039

Manuf. reference

Weight 0.1 Kg.

Measurements A: 40 B: 0 C: 25





#### INTERCEPTOR 180 090 ( NPN-NO)

9122180090

Manuf. reference

Weight 0.24 Kg.

Measurements

#### INTERCEPTOR 180 180 (PNP-NC)

9122180180

Manuf. reference

Weight 0.24 Kg.

Measurements

#### INTERLOCK HOUSING SET ACIN 1.0

10C716001590

Manuf. reference

Weight 20.0 Kg.

Measurements

#### INTERLOCK HOUSING SET ACIN 3H

10C724001860

Manuf. reference

Weight 5.0 Kg.

Measurements

#### INTERLOCK HOUSING SUPPLEMENT ACIN 2.0

10C717001592

Manuf. reference

Weight 7.0 Kg.

Measurements

#### KEY SWITCH IDEC ASW2K10 (ASW 0201)

R915720000002

Manuf. reference

Weight 0.1 Kg.

Measurements

### KEYBOARD /PROXIMITY CARD READER QUADREX SU-

21A2TECLSUPM

Manuf. reference

Weight 1.0 Kg.

Measurements

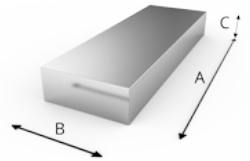
### KEYBOARD FOR FAULT LCD

R9157E000010

Manuf. reference

Weight 0.3 Kg.

Measurements A: 90 B: 70 C: 25



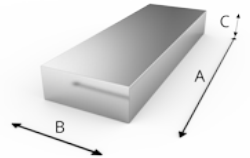
### KIT MICROBASIC DATA CONECTION S4L

21A2KITDATMB

Manuf. reference

Weight 0.5 Kg.

Measurements A: 80 B: 60 C: 20



### KIT RELAY PHOTOCELL

5105KITRL24C

Manuf. reference

Weight 0.1 Kg.

Measurements

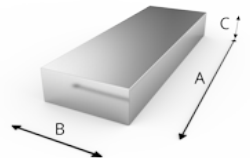
### LEFT COMB PLATE , MOVING WALKS

R9157X1217101

Manuf. reference

Weight 0.9 Kg.

Measurements A: 200 B: 110 C: 20



### LOAD CELL SV3000 CARFRAME UPPER BEAM

9122CCSV3000

Manuf. reference

Weight 0.2 Kg.

Measurements



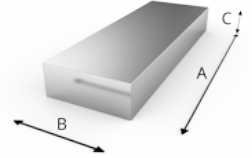
#### LOAD CELLS MICELECT LMC 10 WIRES DIA 6,5

10C730003000

Manuf. reference

Weight 2.0 Kg.

Measurements A: 130 B: 60 C: 35



#### LOAD WEIGHING DEVICE VK2P TCE -A800+DISPLAY

9122VK2P800D

Manuf. reference

Weight 5.25 Kg.

Measurements

#### LOCKING REGISTER MRL-1000KG

10C713001120

Manuf. reference

Weight 1.5 Kg.

Measurements

#### LOCKING REGISTER UNION PLATE MRL A 450-600

10C717001594

Manuf. reference

Weight 6.0 Kg.

Measurements

#### LUBRICANT ROPE DRAKO FLUID-SF 2,5 LT

R9107DKFLSF25

Manuf. reference

Weight 2.7 Kg.

Measurements

#### LUBRICANT ROPE DRAKO FLUID-SF 5 LT

R9107DKFLSF50

Manuf. reference

Weight 5.5 Kg.

Measurements



### LUBRICANT ROPE DRAKO LUBE 2,5 LT

R9107DKLUBE25

Manuf. reference

Weight 2.7 Kg.

Measurements

### LUBRICANT ROPE DRAKO LUBE 5 LT

R9107DKLUBE50

Manuf. reference

Weight 5.5 Kg.

Measurements

### LUBRICANT ROPE DRAKO SOL SPRAY 0,5 LT

R9107DKSOL05

Manuf. reference

Weight 0.0 Kg.

Measurements A: 65 B: 0 C: 240



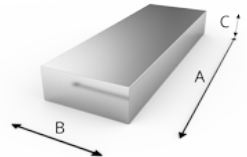
### LUBRICATION TERMINAL

R9157LUBTER

Manuf. reference

Weight 1.3 Kg.

Measurements A: 140 B: 80 C: 15



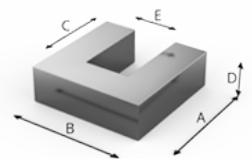
### M10 L=180 DOUBLE THROUGH-BOLT WITH

R10C7A0011000

Manuf. reference

Weight 0.64 Kg.

Measurements A: 180 B: 220 C: 175 D: 60 E: 25



### M10 L=180 SINGLE THROUGH-BOLT WITH HARDWARE

R10C7A0010000

Manuf. reference

Weight 0.3 Kg.

Measurements


### M12 L=180 DOUBLE THROUGH-BOLT WITH

R10C7A0011010

Manuf. reference

Weight 0.72 Kg.

Measurements A: 25 B: 0 C: 180



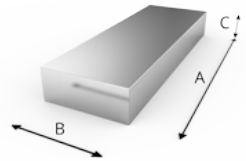
### MACHINE OIL 12 LT KROIL GEAR 220-ISO KRAFFT

71211103312A

Manuf. reference

Weight 12.0 Kg.

Measurements A: 200 B: 110 C: 60



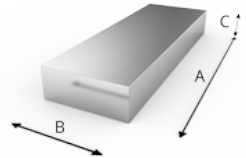
### MACHINE OIL 1LT KROIL GEAR 220-ISO KRAFFT

R71211103312B

Manuf. reference

Weight 1.0 Kg.

Measurements A: 200 B: 110 C: 60



### MICELECT SENSOR TYPE SPB

9122SPB00000

Manuf. reference

Weight 2.0 Kg.

Measurements

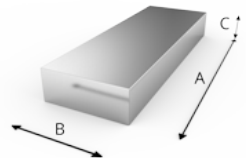
### MICRO SD DVM70 WITHOUT PROGRAMM

2172MICROSDS

Manuf. reference

Weight 0.0050 Kg.

Measurements A: 15 B: 10 C: 1



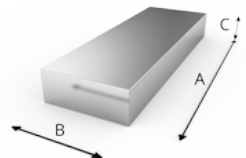
### MICRO SD DVM\_70 PROGRAMMED

2172MICROSD2

Manuf. reference

Weight 0.0050 Kg.

Measurements A: 15 B: 10 C: 1







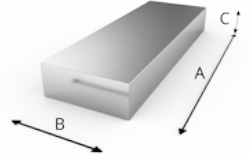
### MIDDLE COMB PLATE F1213001

R915701213001

Manuf. reference

Weight 0.9 Kg.

Measurements A: 200 B: 110 C: 20



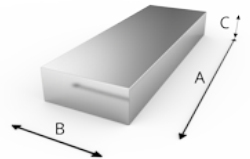
### MOBILE SIGNAL TRAFIC LIGHT

R9157E0000006

Manuf. reference

Weight 0.2 Kg.

Measurements A: 65 B: 40 C: 30



### MOTOR SPEED SENSOR PR12-4DN (NPN.NO)

R9157QKGL0555

Manuf. reference

Weight 0.2 Kg.

Measurements

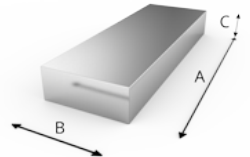
### MOTOR SPEED SENSOR PR12-4DP

R9157PR124DP

Manuf. reference

Weight 0.2 Kg.

Measurements A: 120 B: 100 C: 20



### MP775 LINK (GSM/GPRS) S4L

R21A2MP77520

Manuf. reference

Weight 1.0 Kg.

Measurements

### MPGO EVO CW BRIDGE FIXING SUPPORT (SP230)

10C713280010

Manuf. reference

Weight 1.5 Kg.

Measurements



### MPGO EVO CW BRIDGE FIXING SUPPORT (SP330)

10C713290010

Manuf. reference

Weight 2.0 Kg.

Measurements

### MPGO EVO CW. BRIDGE WELDED L BG1250-1300

10C71325000L

Manuf. reference

Weight 12.0 Kg.

Measurements

### MPGO EVO CW. BRIDGE WELDED M DBG1000-1050

10C71325000M

Manuf. reference

Weight 11.0 Kg.

Measurements

### MPGO EVO CW. BRIDGE WELDED S DBG790-840

10C71325000S

Manuf. reference

Weight 10.0 Kg.

Measurements

### OPEN SQUARE TUBE 50X50X17X3

614630131500

Manuf. reference

Weight 4.0 Kg.

Measurements

### P40 PLUS CONTROL STATION FOR 3D BANDS

9122840022

Manuf. reference

Weight 1.94 Kg.

Measurements



### PA-37 SPEED GOVERNOR GUIDE FIXING SUPPORT

712104008000

Manuf. reference

Weight 10.0 Kg.

Measurements

### PALET L1000 FET FES YELLOW FRAME PAINTED

R9157SFFG0066

Manuf. reference

Weight 5.0 Kg.

Measurements

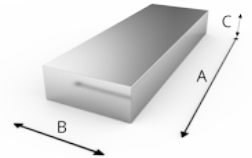
### PALET SLIDER FET-FES

R9157SFFH0001

Manuf. reference

Weight 0.02 Kg.

Measurements A: 25 B: 22 C: 17



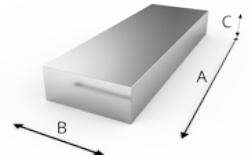
### PALLET 800 MM (YELLOW PAINTED EDGE)

R9157PALETAM1

Manuf. reference

Weight 4.0 Kg.

Measurements A: 800 B: 130 C: 90



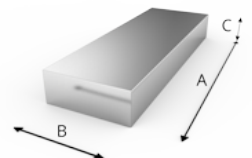
### PANAFORTY 3D PHOTOCELL MOD.770 000

9122770000

Manuf. reference

Weight 10.0 Kg.

Measurements A: 2000 B: 37 C: 9



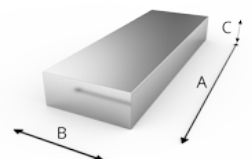
### PANAFORTY 3D PHOTOCELL MOD.770 010

9122770010

Manuf. reference

Weight 10.0 Kg.

Measurements A: 2000 B: 37 C: 9





### PANAFORTY PLUS CONTROL STATION TELESC DOOR

9122840000E

Manuf. reference

Weight 2.0 Kg.

Measurements

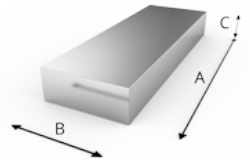
### PANAFORTY PLUS ULTRASLIM 2 BANDS KIT

9122743Y000

Manuf. reference

Weight 10.0 Kg.

Measurements A: 2000 B: 37 C: 9



### PHASE MONITOR SCHNEIDER TE RM4 TG20

R915720000013

Manuf. reference

Weight 0.12 Kg.

Measurements

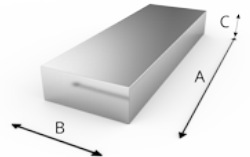
### PHOTOCELL AUTO START SKIRT POSTBEAM PLK

9157QKGL0398

Manuf. reference

Weight 0.75 Kg.

Measurements A: 55 B: 50 C: 20



### PHOTOCELL TELCO TP5 0440167001+0441127001

R9157QKGL412C

Manuf. reference

Weight 0.4 Kg.

Measurements

### PIER FIXING TO WALL SET KH 250/D-R1

614613794000

Manuf. reference

Weight 8.0 Kg.

Measurements

### PIER WALL FIXING BRACKET KH .../D-R1

614610000000

Manuf. reference

Weight 2.0 Kg.

Measurements

### PLACA MANIOBRA MICROBASIC- EOL

R917EOL0049

Manuf. reference

Weight 1.0 Kg.

Measurements

### PLAFON EMERGENCIA DE CABINA- EOL

R917EOL0047

Manuf. reference

Weight 0.1 Kg.

Measurements


### PLASTIC BUSH FOR STEP AXE

R9157SFFK0001

Manuf. reference

Weight 0.02 Kg.

Measurements A: 40 B: 0 C: 35




### PLASTIC COATED ROPE PTX-300 Ø6,5

R9107DKPTX306

Manuf. reference

Weight 0.112 Kg.

Measurements A: 6 B: 0 C: 0



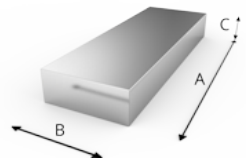
### PLASTIC HANDRAIL ENTRY COVER LEFT INSIDE

R9157M0000024

Manuf. reference

Weight 0.4 Kg.

Measurements A: 500 B: 120 C: 2



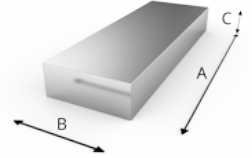
**PLASTIC HANDRAIL ENTRY COVER LEFT OUTSIDE**

R9157M0000023

Manuf. reference

Weight 0.4 Kg.

Measurements A: 500 B: 150 C: 2




**PLASTIC HANDRAIL ENTRY COVER RIGHT INSIDE**

R9157M0000025

Manuf. reference

Weight 0.4 Kg.

Measurements A: 500 B: 120 C: 2



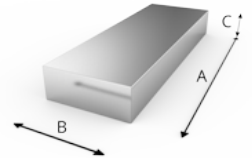
**PLASTIC HANDRAIL ENTRY COVER RIGHT OUTSIDE**

R9157M0000026

Manuf. reference

Weight 0.4 Kg.

Measurements A: 500 B: 150 C: 2




**PLC MITSUBISHI FX1S PROGRAMMING WIRE**

R9157E0000011

Manuf. reference

Weight 0.3 Kg.

Measurements A: 6 B: 0 C: 2020



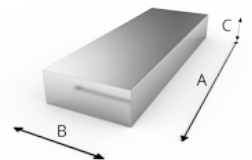
**PLC MITSUBISHI FX1S-30MR/UL**

R915720000035

Manuf. reference

Weight 0.52 Kg.

Measurements A: 100 B: 95 C: 75



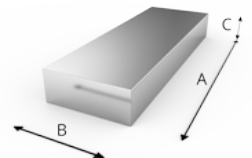
**PLC OMRON CPM1A PROGRAMMING WIRE**

R9157E0000012

Manuf. reference

Weight 0.3 Kg.

Measurements A: 150 B: 120 C: 20





**PLC OMRON CPM1A-40CDR-A-V1 QKGL0004**

R9157QKGL0004

Manuf. reference

Weight 0.58 Kg.

Measurements

**PLUG HILTI HAM M-10X80 (2 UN)**

10C7B02HAM10

Manuf. reference

Weight 0.15 Kg.

Measurements

**PLUG HILTI HAM M-10X80 (25 UN)**

10C7B25HAM10

Manuf. reference

Weight 2.0 Kg.

Measurements

**PLUG HILTI HAM M-12X90 (2 UN)**

10C7B10HAM12

Manuf. reference

Weight 0.75 Kg.

Measurements

**PLUG HILTI HAM M-12X90 (2 UN)**

10C7B02HAM12

Manuf. reference

Weight 0.15 Kg.

Measurements

**PLUG HILTI HAM M-12X90 (4 UN)**

10C7B04HAM12

Manuf. reference

Weight 0.3 Kg.

Measurements

**PLUG HILTI HAM M12\*90**

10C710001260

Manuf. reference

Weight 0.075 Kg.

Measurements

**PLUG HILTI HAM M12\*90 (25 UN)**

10C7B25HAM12

Manuf. reference

Weight 2.0 Kg.

Measurements

**PLUG HILTI-HSV BW M-16X140 (2 UN)**

10C7B02HSV16

Manuf. reference

Weight 0.1 Kg.

Measurements

**PLUG HILTI-HSV BW M-16X140 (6 UN)**

10C7B06HSV16

Manuf. reference

Weight 0.3 Kg.

Measurements


**POLISH TO CLEAN 500ML ESCALATOR HANDRAIL**

R9157CLEAN006

Manuf. reference

Weight 0.0 Kg.

Measurements A: 70 B: 0 C: 18



**POWER SUPPLY 24 V NES-15-24 QTZM0131**

R9157QTZM131

Manuf. reference

Weight 0.15 Kg.

Measurements





### PROTECTION LAMPSHADE FOR BALAUSTRATE LAMP

R9157E0000004

Manuf. reference

Weight 0.3 Kg.

Measurements

### PROXIMITY CARD FOR SU-PM

21A2TPRXSUPM

Manuf. reference

Weight 0.0010 Kg.

Measurements

### PULSADORES 1NO- EOL

R917EOL0051

Manuf. reference

Weight 0.1 Kg.

Measurements

### RECTIFICADORA DE FRENO- EOL

R917EOL0061

Manuf. reference

Weight 1.0 Kg.

Measurements

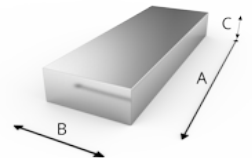
### RELAY FOR SYNTHESIZER SCHAEFER

2102RLSINTIZ

Manuf. reference

Weight 0.1 Kg.

Measurements A: 50 B: 30 C: 20



### RELAY OMRON MY2 24V/DC

R915720000010

Manuf. reference

Weight 0.04 Kg.

Measurements

### RELAY OMRON MY4 24V/DC

R915720000011

Manuf. reference

Weight 0.04 Kg.

Measurements

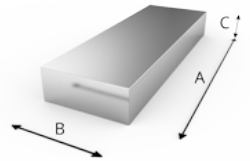
### RIGHT COMB PLATE , MOVING WALKS

R9157X1216201

Manuf. reference

Weight 0.9 Kg.

Measurements A: 200 B: 110 C: 20



### RIPPE TUBE FIXING PLATE

614630140000

Manuf. reference

Weight 0.4 Kg.

Measurements

### ROLLER F0887001

R9157F0887001

Manuf. reference

Weight 0.9 Kg.

Measurements


### ROLLER FOR HANDRAIL DRIVING BELT F1051001

R915701051001

Manuf. reference

Weight 0.9 Kg.

Measurements A: 90 B: 30 C: 70




### ROLLER WITH ALUMINIUM F08905001

R9157F8905001

Manuf. reference

Weight 0.9 Kg.

Measurements A: 70 B: 25 C: 50



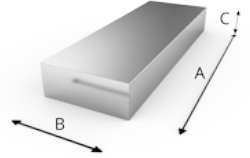
**ROPE CLAMP 1/2" (DIA-11, 12, 13)**

611621001002

Manuf. reference

Weight 0.12 Kg.

Measurements A: 30 B: 20 C: 10



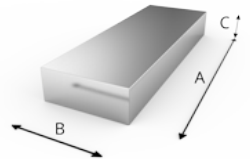
**ROPE CLAMP 1/4" (DIA-6)**

611621001004

Manuf. reference

Weight 0.02 Kg.

Measurements A: 27 B: 18 C: 4



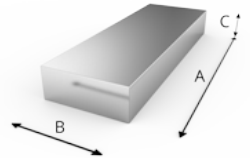
**ROPE CLAMP 3/8" (DIA-8, 9, 10)**

611621003008

Manuf. reference

Weight 0.06 Kg.

Measurements A: 40 B: 35 C: 20




**ROPE DRAKO 250 H (IWRC) Ø10**

9107DK250H10

Manuf. reference

Weight 0.6 Kg.

Measurements A: 10 B: 0 C: 0




**ROPE DRAKO 250 H (IWRC) Ø11**

9107DK250H11

Manuf. reference

Weight 0.6 Kg.

Measurements A: 11 B: 0 C: 0




**ROPE DRAKO 250 H (IWRC) Ø13**

9107DK250H13

Manuf. reference

Weight 0.6 Kg.

Measurements A: 13 B: 0 C: 0




### ROPE DRAKO 300 T (IWRC) Ø10 GALVANIZED

9107DK300T10

Manuf. reference

Weight 0.6 Kg.

Measurements A: 10 B: 0 C: 0




### ROPE DRAKO 300 T (IWRC) Ø11

9107DK300T11

Manuf. reference

Weight 0.6 Kg.

Measurements A: 11 B: 0 C: 0




### ROPE DRAKO 300 T (IWRC) Ø8 GALVANIZED

9107DK300T08

Manuf. reference

Weight 0.6 Kg.

Measurements A: 8 B: 0 C: 0




### ROPE METALLIC SEALE 6X19+1 Ø10 MM

910706000700

Manuf. reference

Weight 0.35 Kg.

Measurements A: 10 B: 0 C: 0




### ROPE METALLIC SEALE 6X19+1 Ø12 MM

910706001600

Manuf. reference

Weight 0.4 Kg.

Measurements A: 12 B: 0 C: 0




### ROPE METALLIC SEALE 6X19+1 Ø8 MM

910706000500

Manuf. reference


Weight 0.23 Kg.

Measurements A: 8 B: 0 C: 0




**ROPE METALLIC SEALE 6X19+1 Ø9 MM**

910706000600  
 Manuf. reference  
 Weight 0.3 Kg.  
 Measurements A: 9 B: 0 C: 0




**ROPE TYCLIFT 6G GALVANIZED 6X19+AF Ø6**

9107T6G00006  
 Manuf. reference  
 Weight 0.13 Kg.  
 Measurements A: 6 B: 0 C: 0




**ROPE TYCLIFT 8MC Ø8**

9107T8MC0008  
 Manuf. reference  
 Weight 0.24 Kg.  
 Measurements A: 8 B: 0 C: 0




**ROPE TYCLIFT 8MC Ø9**

9107T8MC0009  
 Manuf. reference  
 Weight 0.31 Kg.  
 Measurements A: 9 B: 0 C: 0




**ROPE TYCLIFT 8MC Ø10**

9107T8MC0010  
 Manuf. reference  
 Weight 0.38 Kg.  
 Measurements A: 10 B: 0 C: 0



**ROPE TYCLIFT 8MC Ø11**

9107T8MC0011  
 Manuf. reference  
 Weight 0.45 Kg.  
 Measurements A: 11 B: 0 C: 0




**ROPE TYCLIFT 8MC Ø12**

9107T8MC0012

Manuf. reference

Weight 0.54 Kg.

Measurements A: 12 B: 0 C: 0




**ROPE TYCLIFT 8MC Ø13**

9107T8MC0013

Manuf. reference

Weight 0.66 Kg.

Measurements A: 13 B: 0 C: 0




**ROPE WARRINGTON 8X19+IWRC Ø06,5**

9107DK250T65

Manuf. reference

Weight 0.2 Kg.

Measurements A: 6 B: 0 C: 0




**ROPE WARRINGTON 8X19+IWRC Ø08**

9107DK250T08

Manuf. reference

Weight 0.28 Kg.

Measurements A: 8 B: 0 C: 0




**ROPE WARRINGTON 8X19+IWRC Ø09**

9107DK250T09

Manuf. reference

Weight 0.343 Kg.

Measurements A: 9 B: 0 C: 0




**ROPE WARRINGTON 8X19+IWRC Ø10**

9107DK250T10

Manuf. reference

Weight 0.423 Kg.

Measurements A: 10 B: 0 C: 0






### ROPE WARRINGTON 8X19+IWRC Ø11

9107DK250T11

Manuf. reference

Weight 0.512 Kg.

Measurements A: 11 B: 0 C: 0




### ROPE WARRINGTON 8X19+IWRC Ø12

9107DK250T12

Manuf. reference

Weight 0.609 Kg.

Measurements A: 12 B: 0 C: 0




### ROPE WARRINGTON 8X19+IWRC Ø13

9107DK250T13

Manuf. reference

Weight 0.715 Kg.

Measurements A: 13 B: 0 C: 0



### ROUND PHOTOCELL +KIT RELAY

5105FOTTELCO

Manuf. reference

Weight 0.3 Kg.

Measurements

### ROUND PHOTOCELL WITHOUT KIT RELE

9122FOTTELCS

Manuf. reference

Weight 0.22 Kg.

Measurements

### ROZADERAS- EOL

R917EOL0059

Manuf. reference

Weight 1.0 Kg.

Measurements

**RUBBER INSIDE COUPLING F01.Q00AF.005A01 (6 U)**

R9157RIC6

Manuf. reference

Weight 0.25 Kg.

Measurements

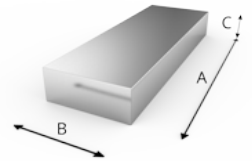
**SAB STOP DEVICE, UNIVERSAL LEFT**

9107SABUNIIZ

Manuf. reference

Weight 15.0 Kg.

Measurements A: 480 B: 230 C: 120



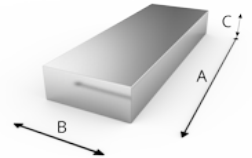
**SAB STOP DEVICE, UNIVERSAL RIGHT**

9107SABUNIDC

Manuf. reference

Weight 15.0 Kg.

Measurements A: 465 B: 200 C: 100



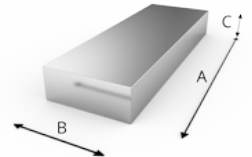
**SCALATOR START KEY TW-SK-0PN02 FOR ASW33K20**

RKEYTWSK0PN02

Manuf. reference

Weight 0.0070 Kg.

Measurements A: 39 B: 20 C: 2



**SCALATOR START KEY YW9Z-SK00PN02 QKGL0675**

R9157QKGL0675

Manuf. reference

Weight 0.0070 Kg.

Measurements


**SCALATOR USE INFORMATION STICKERS EN115-2008**

R9157EN11508

Manuf. reference

Weight 0.1 Kg.

Measurements A: 100 B: 0 C: 1





### SCREW BAG "A4-1" CW BRIDGE TO SUPPORT

10C71000A401

Manuf. reference

Weight 0.5 Kg.

Measurements


### SEALE DUAL METALLIC ROPE 8X19+1 Ø10 MM

910706001400

Manuf. reference

Weight 0.35 Kg.

Measurements A: 10 B: 0 C: 0




### SEALE DUAL METALLIC ROPE 8X19+1 Ø11 MM

910706001300

Manuf. reference

Weight 0.42 Kg.

Measurements A: 11 B: 0 C: 0




### SEALE DUAL METALLIC ROPE 8X19+1 Ø12 MM

910706001000

Manuf. reference

Weight 0.5 Kg.

Measurements A: 12 B: 0 C: 0




### SEALE DUAL METALLIC ROPE 8X19+1 Ø8 MM

910706001500

Manuf. reference

Weight 0.22 Kg.

Measurements A: 8 B: 0 C: 0




### SEALE DUAL METALLIC ROPE 8X19+1 Ø9 MM

9107D8191090

Manuf. reference

Weight 0.28 Kg.

Measurements A: 9 B: 0 C: 0





### SELECTOR DE CABINA 1NO+1NC - EOL

R917EOL0069

Manuf. reference

Weight 0.1 Kg.

Measurements

### SENSOR VELOCIDAD DW-AD-601-M12 QKGL0439

R9157QKGL0439

Manuf. reference

Weight 0.15 Kg.

Measurements

### SETAS DE EMERGENCIA- EOL

R917EOL0064

Manuf. reference

Weight 1.0 Kg.

Measurements

### SHAFT PHOTOCELL FIXING BAG

9122SOPORFF

Manuf. reference

Weight 0.4 Kg.

Measurements

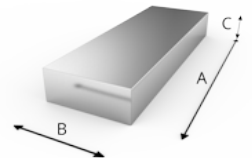
### SIGNAL EMITTER DEVICE ARISTON 2C 3BCJ4655

91223BCJ4655

Manuf. reference

Weight 0.2 Kg.

Measurements A: 60 B: 35 C: 15



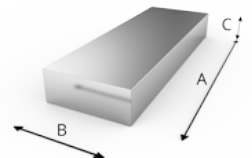
### SIGNAL EMITTER DEVICE ARISTON 3C 3BCJ4755

91223BCJ4755

Manuf. reference

Weight 0.2 Kg.

Measurements A: 60 B: 35 C: 15





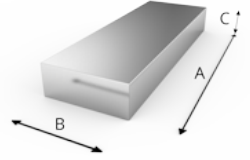
### SIGNAL EMITTER DEVICE ARISTON 4C 3BCJ4855

91223BCJ4855

Manuf. reference

Weight 0.2 Kg.

Measurements A: 60 B: 35 C: 15



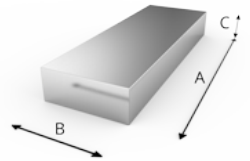
### SIGNAL RECEIVER DEVICE ARISTON 2C 3BCJ49C2

91223BCJ49C2

Manuf. reference

Weight 3.0 Kg.

Measurements A: 160 B: 130 C: 60



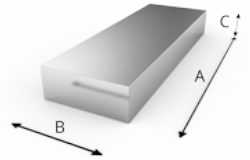
### SIGNAL RECEIVER DEVICE ARISTON 3C 3BCJ49C3

91223BCJ49C3

Manuf. reference

Weight 3.0 Kg.

Measurements A: 160 B: 130 C: 60



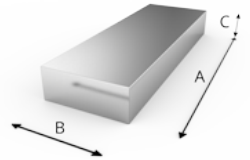
### SIGNAL RECEIVER DEVICE ARISTON 4C 3BCJ49C4

91223BCJ49C4

Manuf. reference

Weight 3.0 Kg.

Measurements A: 160 B: 130 C: 60



### SINGLE THROUGH BOLT M12X180 +HARDWARE

10C710001270

Manuf. reference

Weight 3.5 Kg.

Measurements

### SINGLE THROUGH BOLT M12X400 +HARDWARE

10C710001275

Manuf. reference

Weight 5.0 Kg.

Measurements



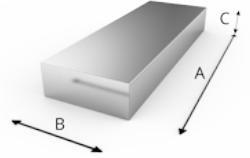
### SKIRTING CONTACT OMROM ZE-N-2

R915720000034

Manuf. reference

Weight 0.22 Kg.

Measurements A: 105 B: 90 C: 35



### SOCKET 220V

R915720000019

Manuf. reference

Weight 0.08 Kg.

Measurements

### SOLVENT TO CLEAN 500ML ESCALATOR HANDRAIL

R9157CLEAN001

Manuf. reference

Weight 0.0 Kg.

Measurements A: 70 B: 0 C: 180



### SONDA DE TEMPERATURA - EOL

R917EOL0075

Manuf. reference

Weight 0.25 Kg.

Measurements

### SOPORTE DE ROZADERA- EOL

R917EOL0065

Manuf. reference

Weight 1.0 Kg.

Measurements

### SPARE TENSION PULLEY LIM E90 SC

7121RSLISM2

Manuf. reference

Weight 12.0 Kg.

Measurements

### SPEED MONITOR OMRON E2E X5E1

R915720000015

Manuf. reference

Weight 0.16 Kg.

Measurements


### STATIC-PROOF ROLLER FOR HANDRAIL

9157SFDD0101

Manuf. reference

Weight 0.25 Kg.

Measurements A: 60 B: 30 C: 50



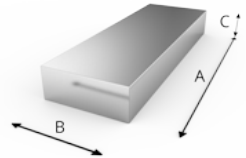
### STEEL FLANGE BR-1 (10 UN)

10C7BTO10BR1

Manuf. reference

Weight 1.0 Kg.

Measurements A: 60 B: 55 C: 4



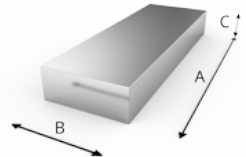
### STEEL FLANGE BR-1 (4 UN)

10C7BTO04BR1

Manuf. reference

Weight 0.4 Kg.

Measurements A: 60 B: 55 C: 4



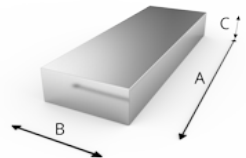
### STEEL FLANGE BR-1 (6 UN)

10C7BTO06BR1

Manuf. reference

Weight 0.6 Kg.

Measurements A: 60 B: 55 C: 4



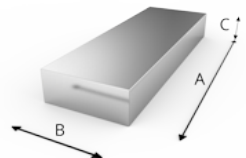
### STEEL FLANGE BR-2 (4 UN)

10C7BTO04BR2

Manuf. reference

Weight 0.4 Kg.

Measurements A: 70 B: 55 C: 4



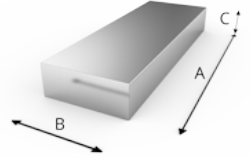
### STEEL FLANGE BR-2 (6 UN)

10C7BTO06BR2

Manuf. reference

Weight 0.6 Kg.

Measurements A: 70 B: 55 C: 4



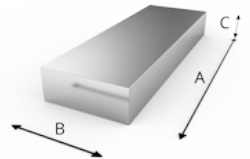
### STEEL FLANGE BR-2 (10 UN)

10C7BTO10BR2

Manuf. reference

Weight 1.0 Kg.

Measurements A: 70 B: 55 C: 4



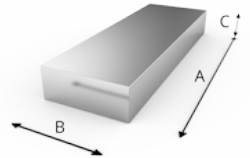
### STEEL FLANGE BR-3 (4 UN)

10C7BTO04BR3

Manuf. reference

Weight 0.808 Kg.

Measurements A: 60 B: 55 C: 4



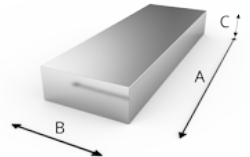
### STEEL FLANGE BR-3 (6 UN)

10C7BTO06BR3

Manuf. reference

Weight 1.212 Kg.

Measurements A: 60 B: 55 C: 4



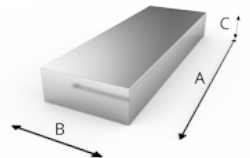
### STEEL FLANGE WITH SCREWS (10 UNITS)

10C7BTO523CS

Manuf. reference

Weight 1.25 Kg.

Measurements A: 55 B: 35 C: 4



### STEP GAP LIGHT TGJXSf-1 220/240 50HZ QTZM0012

R9157QTZM0012

Manuf. reference

Weight 3.0 Kg.

Measurements

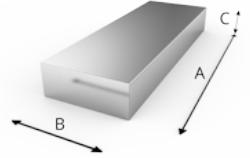
### STEP L1000 D70 YELLOW PLASTIC FRAME FES

R9157LR1000

Manuf. reference

Weight 15.0 Kg.

Measurements A: 1000 B: 400 C: 340



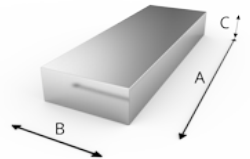
### STEP L1000 D70 FES YELLOW FRAME PAINTED

R9157IFFG0004

Manuf. reference

Weight 15.0 Kg.

Measurements A: 1000 B: 400 C: 340



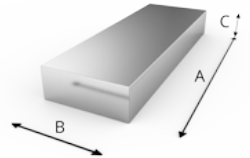
### STEP L1000 D70 WITHOUT PAINTED FRAME

R9157IFFG0013

Manuf. reference

Weight 15.0 Kg.

Measurements A: 1000 B: 400 C: 340



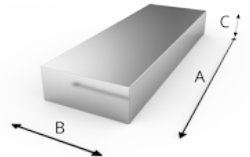
### STEP L1000 D80 FEH YELLOW FRAME PAINTED

9157SFFG0010

Manuf. reference

Weight 15.0 Kg.

Measurements A: 1000 B: 400 C: 340



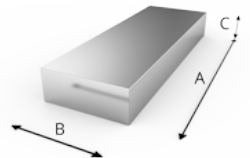
### STEP L800 D70 FES YELLOW FRAME PAINTED

R9157IFFG0005

Manuf. reference

Weight 12.5 Kg.

Measurements A: 800 B: 400 C: 340



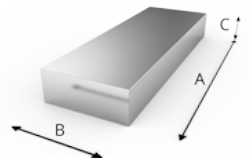
### STEP L800 D70 WITHOUT PAINTED FRAME

R9157IFFG0014

Manuf. reference

Weight 12.5 Kg.

Measurements A: 800 B: 400 C: 340




**STEP ROLLER SCH 70x20x25 RL0700KB2-5001**

R9157702025

Manuf. reference

Weight 0.17 Kg.

Measurements A: 70 B: 20 C: 25




**STEP ROLLER SCH 80x20x25 RL0800KB2-4358**

R9157802025

Manuf. reference

Weight 0.5 Kg.

Measurements A: 80 B: 20 C: 25



**STEP SLIDER NYLON GREY**

R9157FFJ0102

Manuf. reference

Weight 0.025 Kg.

Measurements

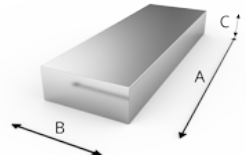
**STOP BUTTON QKGL0015 ABW111ER**

R9157QKGL15

Manuf. reference

Weight 0.1 Kg.

Measurements A: 65 B: 35 C: 30



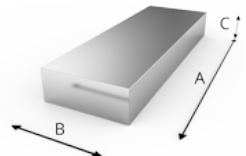
**STOP FIXED SIGNAL TRAFIC LIGHT**

R9157E0000007

Manuf. reference

Weight 0.2 Kg.

Measurements A: 65 B: 40 C: 30



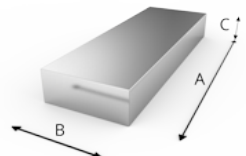
**STRAINGHT INOX HOLDER DEFLECTION BRUSH 3MT**

R9157SIHRDF03

Manuf. reference

Weight 5.0 Kg.

Measurements A: 3000 B: 19 C: 16







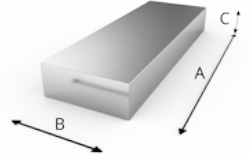
### SWITCH DELIXI 2P 6A

R915720000012

Manuf. reference

Weight 0.18 Kg.

Measurements A: 70 B: 35 C: 30



### SWITCHBOARD+SENSOR+INDICATOR+BUZZER

9122CSDZMLCA

Manuf. reference

Weight 2.0 Kg.

Measurements

### SYNTHETIC OIL KROIL SINTLUBE 5L SV140

712111035000

Manuf. reference

Weight 5.0 Kg.

Measurements

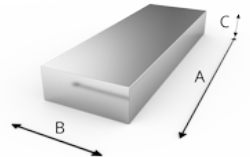
### T125/82/16 127/89/16 CEP GUIDE ACCESORIES 2UN

9107BTA12516

Manuf. reference

Weight 6.0 Kg.

Measurements A: 305 B: 130 C: 17



### TENSION PULLEY SUPPORT MRL E90-300

712100516110

Manuf. reference

Weight 15.0 Kg.

Measurements

### TERMINAL WAGO 280

R915720000018

Manuf. reference

Weight 0.01 Kg.

Measurements



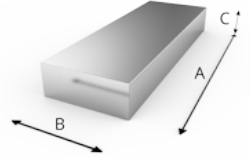
#### TERMINAL WAGO 284

R915720000017

Manuf. reference

Weight 0.01 Kg.

Measurements A: 70 B: 30 C: 5



#### TERMOSOMONDA- EOL

R917EOL0070

Manuf. reference

Weight 1.0 Kg.

Measurements

#### TRANSFORMADOR DE CUADRO - EOL

R917EOL0076

Manuf. reference

Weight 4.0 Kg.

Measurements

#### TRANSFORMER RU-100

R915720000038

Manuf. reference

Weight 2.1 Kg.

Measurements

#### TRANSFORMER TDB-100-02

R915720000037

Manuf. reference

Weight 2.26 Kg.

Measurements

#### TRANSFORMER TDB-180 (380//220, 21,110)

9157QTZM0116

Manuf. reference

Weight 6.0 Kg.

Measurements



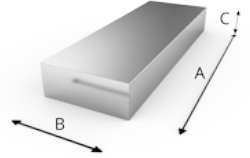
### TYPE 2 1.6 BRACKET

10C714643001

Manuf. reference

Weight 6.36 Kg.

Measurements A: 250 B: 235 C: 200



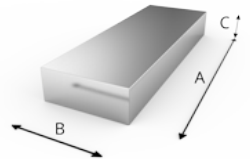
### TYPE2 BRACKET(WITHO.FLANGE&WITHO.HARDWA)

10C710001000

Manuf. reference

Weight 0.48 Kg.

Measurements A: 200 B: 70 C: 50



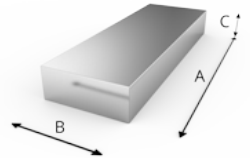
### TYPE3 BRACKET (WITHO.FLANGE&WITHO.HARDWA)

10C710003000

Manuf. reference

Weight 0.9 Kg.

Measurements A: 160 B: 130 C: 80



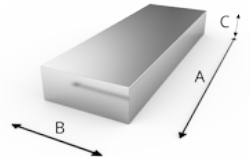
### TYPE4 BRACKET (WITHO.FLANGE&WITHO.HARDWA)

10C710008000

Manuf. reference

Weight 0.66 Kg.

Measurements A: 180 B: 80 C: 45



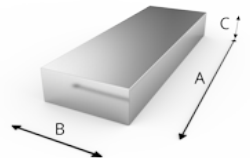
### TYPE5 BRACKET (WITHO.FLANGE&WITHO.HARDWA)

10C710010000

Manuf. reference

Weight 1.0 Kg.

Measurements A: 200 B: 135 C: 80



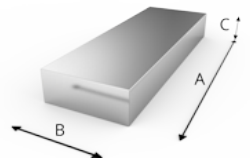
### TYPE6 BRACKET (WITHO.FLANGE&WITHO.HARDWA)

10C710012000

Manuf. reference

Weight 1.5 Kg.

Measurements A: 230 B: 67 C: 50





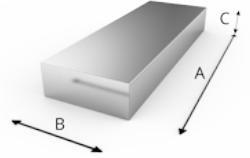
### TYPE7 BRACKET (WITHO.FLANGE&WITHO.HARDWA

10C710014000

Manuf. reference

Weight 1.5 Kg.

Measurements A: 230 B: 135 C: 80



### UNION SCREWS BAG FOR 2 SUPPORT SET TYPE 2/3

10C7BTOUN223

Manuf. reference

Weight 0.2 Kg.

Measurements

### UNION SCREWS BAG FOR 2 SUPPORT SET TYPE 4/5

10C7BTOUN245

Manuf. reference

Weight 0.2 Kg.

Measurements

### UNION SCREWS BAG FOR 2 SUPPORT SET TYPE 6/7

10C7BTOUN267

Manuf. reference

Weight 0.3 Kg.

Measurements

### UNION SCREWS BAG FOR 5 SUPPORT SET TYPE 2/3

10C7BTOUN523

Manuf. reference

Weight 1.0 Kg.

Measurements

### UNION SCREWS BAG FOR 5 SUPPORT SET TYPE 4/5

10C7BTOUN545

Manuf. reference

Weight 1.0 Kg.

Measurements



#### UNION SCREWS BAG FOR 5 SUPPORT SET TYPE 6/7

10C7BTOUN567

Manuf. reference

Weight 1.5 Kg.

Measurements

#### UPPER SPEED GOVERNOR SUPPORT SCM-07

10C713001100

Manuf. reference

Weight 8.0 Kg.

Measurements

#### VK2P WEIGHT SWITCH DEVICE WIRE (SPARE)

21A2CNTRVK2P

Manuf. reference

Weight 0.55 Kg.

Measurements

#### VOCAL SYNTHESIZER MB (TR-8)

9122CJSINTMB

Manuf. reference

Weight 0.8 Kg.

Measurements

#### VOCAL SYNTHESIZER VS (TR-8)

9122CJSINTVS

Manuf. reference

Weight 0.8 Kg.

Measurements

#### VOICE SYNTHESIZER BINARY CODE (-2..8) ENGLISH

R9122SINTETIC

Manuf. reference

Weight 0.8 Kg.

Measurements



### VOICE SYNTHESIZER BINARY CODE (-2..8) SPANISH

R9122SINTETIB

Manuf. reference

Weight 0.8 Kg.

Measurements

### VOICE SYNTHESIZER SCHAEFER MOD DVM70 SD

2172SHDVM70SD

Manuf. reference

Weight 1.0 Kg.

Measurements

### WALL FIXING SUPPORT GEARLESS

10C716001337

Manuf. reference

Weight 14.0 Kg.

Measurements

### WALL SUPPORT MRL 01 2V 300

10C717001330

Manuf. reference

Weight 7.0 Kg.

Measurements

### WATERPROOF TIGHT CAP PG 13.5

R915720000029

Manuf. reference

Weight 0.02 Kg.

Measurements

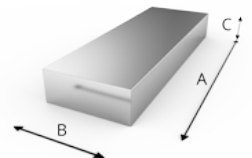
### WEIGHING DEVICE ILC2 (4 X 10)

R9122ILC20001

Manuf. reference

Weight 2.0 Kg.

Measurements A: 210 B: 115 C: 35





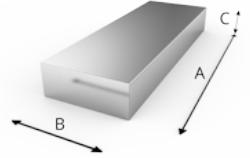
#### WEIGHING DEVICE ILC2 (4 X 8)

R9122ILC20000

Manuf. reference

Weight 2.0 Kg.

Measurements A: 210 B: 115 C: 35



#### WEIGHING DEVICE ILC3 (4 X 10)

R9122ILC30001

Manuf. reference

Weight 2.5 Kg.

Measurements

#### WEIGHING DEVICE ILC3 (4 X 8)

R9122ILC30000

Manuf. reference

Weight 2.5 Kg.

Measurements

#### WEIGHT SENSOR EPELSA LC-P (TO 1500 KG)

10C740001000

Manuf. reference

Weight 2.0 Kg.

Measurements

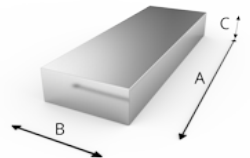
#### WEIGHTING DEVICE VK2P (CENTRAL UNIT)

9122CTRLVK2P

Manuf. reference

Weight 0.98 Kg.

Measurements A: 185 B: 85 C: 55



#### WHITE NYLON GUIDE BLOCK ROLLER FDD0107

R9157FDD107

Manuf. reference

Weight 0.1 Kg.

Measurements