



Look ahead!



ENGLISH

Light Cranes

Chain Hoists

Look ahead!

A close-up photograph of a hand gripping a large, dark, metallic gear. The hand is positioned in the center-right of the frame, with fingers wrapped around the gear's teeth. The gear is dark and has a rough, industrial texture. The background is a solid, bright blue. The lighting is dramatic, with strong highlights and shadows, emphasizing the textures of the hand and the gear.

03

SWF is one of the leading global players in crane and hoisting equipment. At all times and in all places, SWF applies to the highest and the most demanding standards – those of our customers.

Our customers are independent crane manufacturers, lifting equipment resellers and service companies. They use SWF hoists and components because they perform better, offer advantages and can do more than the average products on the market. Quick decisions and flexible acting makes it easy to deal with SWF furthermore.

Close to every SWF product there stands a reliable local partner who knows precisely what counts. In this way installations are built to perform better, systems to work and last longer – systems with first class service and optimum efficiency, ideally customized to the end users needs.

No one can match what we have to offer.

SWF has one of the most comprehensive product portfolios available. In addition to that we also have a complete service package which includes seamless support, customer specific configuration software, technology and sales training, and a whole range of customer specific services. We know you will have to offer more than just products to have a competitive edge, and SWF helps you get it.

"Special" often means special solution, special effort and thus special costs. The SWF components have been designed to be as flexible and cost-effective as possible; allowing us to do a solution adapted to your needs by using standard equipment. This keeps the individual development and the cost that comes with it at a minimum. By using standard components with a proven quality record you also minimize the number of breakdowns, as well as the costs for wear, tear, service and maintenance.

Development going in one direction – upwards.

SWF was founded in 1921 in Germany and has since then been known to deliver high-quality products. Today, products from SWF are used in areas where top performance and top quality are demanded. Performance and quality that today's companies need in order to be successful and dependable.

SWF is one of the leading global players in crane and hoisting equipment. At all times and in all places, SWF applies to the highest and the most demanding standards – those of our customers.

Our customers are independent crane manufacturers, lifting equipment resellers and service companies. They use SWF hoists and components because they perform better, offer advantages and can do more than the average products on the market. Quick decisions and flexible acting makes it easy to deal with SWF furthermore.

Close to every SWF product there stands a reliable local partner who knows precisely what counts. In this way installations are built to perform better, systems to work and last longer – systems with first class service and optimum efficiency, ideally customized to the end users needs.

No one can match what we have to offer.

SWF has one of the most comprehensive product portfolios available. In addition to that we also have a complete service package which includes seamless support, customer specific configuration software, technology and sales training, and a whole range of customer specific

SWF has one of the most comprehensive product portfolios available. In addition to that we also have a complete service package which includes seamless support, customer specific configuration software, technology and sales training, and a whole range of customer specific

"Special" often means special solution, special effort and thus special costs. The SWF components have been designed to be as flexible and cost-effective as possible; allowing us to do a solution adapted to your needs by using standard equipment. This keeps the individual development and the cost that comes with it at a minimum. By using standard components with a proven quality record you also minimize the number of breakdowns, as well as the costs for wear, tear, service and maintenance.

SWF was founded in 1921 in Germany and has since then been known to deliver high-quality products. Today, products from SWF are used in areas where top performance and top quality are demanded. Performance and quality that today's companies need in order to be successful and dependable.

Content



CRAFTster Hand chain blocks

CRAFTster

Hand chain block for loads up to 20,000 kg



- **Optimum use of space**

Compact design and optimum approach dimensions, handy for transportation to site of operation

- **Flexible usage**

Wide range of applications, independent to power supply, heavy duty model as option, heavy load and explosion proof version available

- **High safety in operation**

Robust industrial design, proven design, high quality interior parts

- **Gentle operation**

Low unit weight, chain nut with ball bearings as an option

Advantage: Each time useable lifting equipment with high reliability

Optimum use of space, high safety in operation for a wide range of applications.



CRAFTster with chain driven trolley FKH with short headroom up to 20,000 kg



CRAFTster MHS with upper hook, without overload protection up to 5,000 kg



CRAFTsterGT MHH with upper hook, with overload protection up to 20,000 kg



CRAFTster with chain driven trolley FKH, explosion proof up to 20,000 kg



CRAFTster MHS with upper hook, explosion proof up to 20,000 kg



Manual lever puller MLP up to 3,000 kg



Beam clamp BC up to 5,000 kg




Chain driven trolley FNH up to 20,000 kg



Push trolley FND up to 10,000 kg



Push trolley FND, explosion proof up to 500 kg

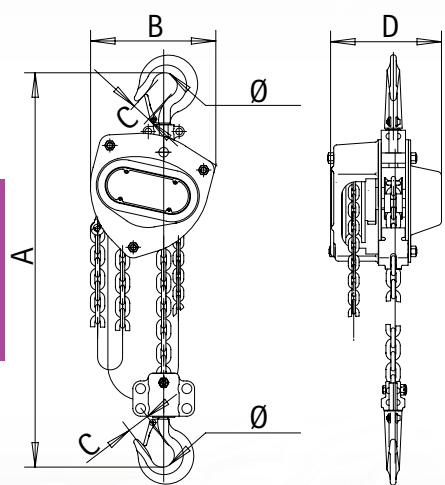


CRAFTster



CRAFTster

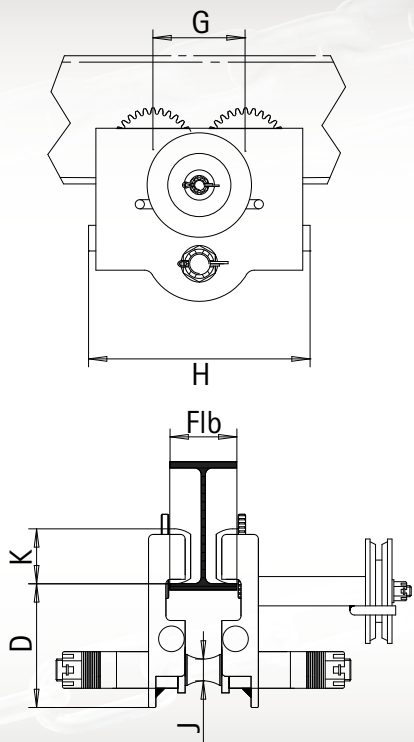
MHS+MHH and FND/FNH



CRAFTster MHS (up to 5 t) + MHH (up to 20 t)

Load kg	Dimensions					Chain size mm	Max. force on hand chain kg	Weight kg
	A mm	B mm	C mm	D mm	Ø mm			
250	280	121	21	114	31	4x12	23.5	6.5
500	345	148	23	132	35	5x15	24	9.3
1000	376	172	27	151	40	6x18	25	12.2
1500	442	196	33	173	45	7.1x21	26.5	16.5
2000	470	210	35	175	50	8x24	33.5	19.5
3000	548	255	39	205	55	10x28	37.2	32
5000	688	280	45	189	65	9x27	36	41.3
7500	690	433	54	189	75	9x27	38	62
10000	765	433	54	189	75	9x97	38	78.5
12500	835	430	54	220	75	9x97	38	110
16000	900	718	71	200	95	9x97	38	135
20000	950	840	85	200	106	9x97	38	192

Subject to modification without notice. For further technical information please refer to our manuals and dimension sheets.



CRAFTster FND (up to 10 t) and FNH (up to 20 t)

Load kg	Dimensions						Weight kg
	Flb Flange width, mm	D mm	G mm	H mm	J Ø mm	K Ø mm	
250	50-202	60	80	190	15	50	3.5
500	50-310	62	84	210	20	55	8-10
1000	65-310	81	101	242	24	60	12-16
2000	88-310	96	116	296	30	76	20-24
3000	100-310	140	144	346	28	96	38-44
5000	114-310	161	158	384	35	108	59-65
7500	124-310	176	185	439	43	130	100-107
10000	124-310	187	200	458	50	132	116-123
12500	124-310	187	200	466	50	134	121-130
16000	136-310	283	272	579	64	168	211-220
20000	136-310	278	272	579	68	175	216-228

Subject to modification without notice. For further technical information please refer to our manuals and dimension sheets.

Standard equipment hand chain block MHS:

- Machined chain sprocket and gears provide smoother, more efficient operation
- High strength grade 80 alloy steel load chain with galvanized finish for corrosion resistance
- Robust construction featuring steel gear case and hand wheel cover
- Dual ratchet brake with two brake friction discs
- Hand and load chains galvanized, made in Europe
- ISO hooks equipped with hook latches
- Powder coating, thickness 70 µm

Options hand chain block MHS:

- Stainless steel chains
- Stainless steel hooks / Stainless bottom hook block (changed load capacity range)
- Explosionproof version

Standard equipment hand chain block MHH:

- Same points as MHS, plus:
- Offshore quality coating, thickness 200 µm (C5)
- 1 extra bearing to support the load wheel
- With overload device, slipping clutch

Standard equipment trolley FND/FNH:

- Easily adjustable for a wide range of flange widths up to 310 mm
- Movement is achieved by pushing the trolley (FND) or pulling the hand chain (FNH)
- Powder coating, thickness 70 µm
- Single flanged machined steel wheels add to the smooth motion
- Crown-tread wheels compatible with all types of I and H shaped profiles
- Wheel ball bearings are sealed and maintenance-free
- Hand chain galvanized
- Drop stops and rubber buffers included

Optional trolley FND/FNH:

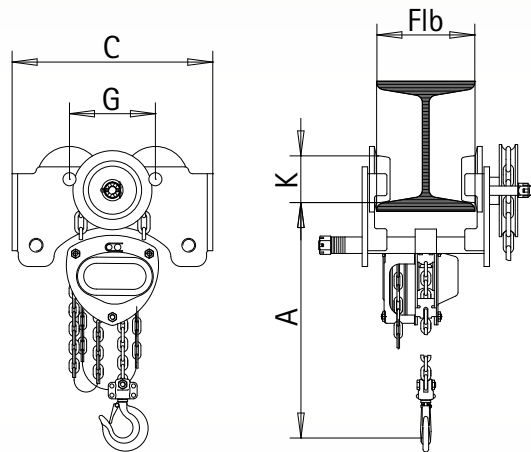
- Wider flanges than 310 mm available on request
- Higher capacities available on request
- Explosionproof version

Hand chain blocks

CRAFTster

MHS+FKH, MLP and BC

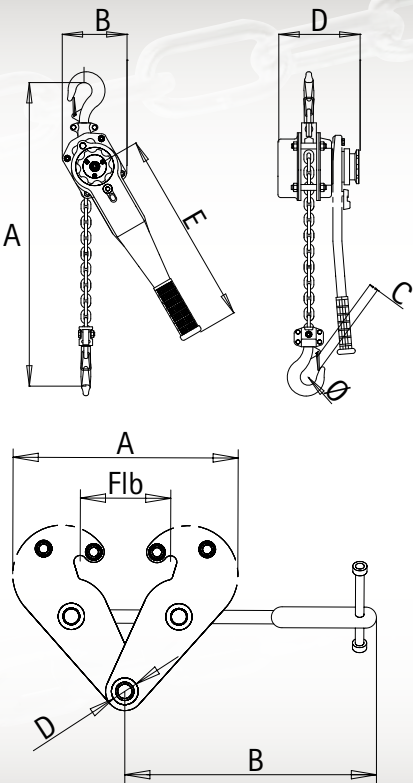
CRAFTster



CRAFTster MHS+FKH

Load kg	Dimensions						Weight kg
	Flb Flange width, mm	A mm	C mm	G mm	K Ø mm		
500	50-203	299	258	100	55		19-21
1000	64-305	331	292	125	68		37-39
1500	74-305	383	319	130	74		37-39
2000	88-305	410	358	135	80		50-52
3000	100-305	461	434	158	100		65-69
5000	114-305	655	448	170	108		91-96
7500	124-305	750	624	190	130		135-141
10000	124-305	755	636	200	134		153-159
12500	124-305	830	668	200	150		242-250
16000	136-305	930	791	272	166		278-286
20000	136-305	950	891	272	172		353-361

Subject to modification without notice. For further technical information please refer to our manuals and dimension sheets.



CRAFTster MLP

Load kg	Dimensions						Weight kg
	A mm	B mm	C mm	D mm	E mm	Ø mm	
250	245	70	20	92	168	31	2.1
750	310	128	26	149	307	37	6.2
1500	385	145	36	171	408	45	9.5
3000	460	203	44	204	418	55	20.2

CRAFTster BC


Load kg	Dimensions						Weight kg
	Flange width, mm	A max. mm	A min. mm	B mm	C width mm	D Ø mm	
1000	75-230	340	192	210	70	20	3.9
2000	75-230	340	192	210	78	20	5
3000	80-320	445	238	250	106	22	9.5
5000	90-310	455	248	250	114	28	11.3

Subject to modification without notice. For further technical information please refer to our manuals and dimension sheets.

Standard equipment low headroom trolley FKH:

- Low headroom trolley with rigid connection to a MHS or MHH hand chain block (not available separately)
- push and chain driven trolley
- Trolley adjustable according to beam size up to 305 mm width
- Powder coating, thickness 70 µm
- Hand chain galvanized
- Drop stops and rubber buffers included

Options low headroom trolley construction FKH:

- Wider flanges than 305 mm available on request
- Higher load capacities available on request
- Stainless hook and bottom hook block/hand chain and load chain for changed load capacity ranges
- Explosionproof execution 

Standard equipment manual lever puller MLP:

- Steel construction with chrome finish
- Reinforced housing cover protects the mechanism
- Ideal for construction, maintenance, service ...
- 360° handle rotation and rubber grip
- High strength, grade 80 alloy steel load chain with galvanized finish for corrosion resistance
- ISO hooks equipped with hook latches
- Totally enclosed dual ratchet brake with two friction discs

Standard equipment beam clamp BC:

- Designed for mounting on a wide range of profile beams
- Built-in suspension bar allows for low headroom
- Easily installed and adjusted by hand
- Locking safety screw
- Provides temporary or permanent mounting point for hook mounted hoists or lever pullers
- Powder coating, thickness 70 µm

Hand chain blocks

Electric chain hoists



CHAINster

Electric chain hoists for loads up to 5,000 kg



- **Optimal space utilization**
Compact dimensions and best hook approach, space saving trolleys
- **High safety in operation**
Emergency Stop button, 48V Contactor control, drop stops, robust industrial design
- **Gentle work**
Upper and lower lifting limit switch, minor noise emission, stepless load moving with motor trolley and inverter

- **Low installation and maintenance costs**
Standardized electrical modules generally with plug connections, easy accessibility due to modular construction, time saving adjustment of trolley flange width, low weight

Advantage: Efficient and economical operations with the highest quality

- With upper hook, push and motor trolley
- Housing made completely from aluminum or cast
- Up to 2,500 kg only single fall
- Chain sprocket with intermediate teeth and metal chain guide
- Reliable contactor control
- Lifetime brake

Lifting motor with thermal protection



Standard equipment:

- Upper hook, push trolley or inverter controlled motor trolley
- 2 lifting speeds up to 6/1 ratio depending to load
- Up to 2.500 kg only single fall
- Chain sprocket with intermediate teeth and metal chain guide
- Mechanical overload device
- 2-step upper and lower emergency lifting limit switch
- High-quality reliable contactor control 48 V with main switch
- Electrical connections pluggable, for relieved maintenance
- Thermal protection for lifting motor
- Control pendant IP65 with emergency button, with plug
- Lifetime brake
- Separate brake rectifier
- Electrical provision for motor trolley
- Housing made completely from aluminum or cast
- Protection IP55, isolation class H
- Ambient temperature -20 °C up to +50 °C
- Epoxy powder painting, 70 µm

Options (depending on frame size):

- Trolley limit switch
- Upper eye suspension instead of hook
- Load chain made from stainless steel
- 2 step gear limit switch
- Second hoisting brake
- Manual brake release
- Rain cover
- Remote radio control „RadioMaster“
- Explosion-proof application
- Special power supply from 230V up to 675V, 3 phases
- HandyMaster for increased efficiency
- Version for food industry
- CraneKit version

CHAINster

Optimal space utilization
High safety in operation
Low installation and maintenance costs



High quality chain sprocket provides less wear of the load chain.

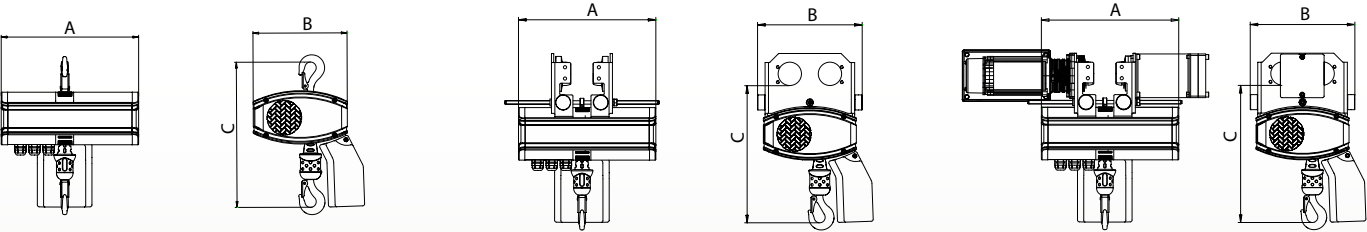
The sophisticated CHAINster chain guide provides a longer life time of the load chain. The chain guide housing is made of metal and can be quickly replaced with a few easy steps. The same applies to the patented chain sprocket. The additionally existing teeth allow for a better distribution of the forces on the sprocket located chain links. Result: less wear and quiet operation.

Reliable electrical engineering at its best.

The high quality contactor control ensures constant reliability in operation. The contactors, the control transformer and the separated brake rectifier, which are mounted on individual boards, are arranged for optimized space saving in the aluminum housing. Generally all of the CHAINster electrical connections are equipped with plug connections, this allows for a simple and time-saving maintenance. Downtime and costs are reduced.

Type	Number of falls	Load kg	A mm	B mm	C upper hook mm	C push trolley mm	C motor trolley mm
CA	1/1	63 - 320	365	247	376	437	388
CB	1/1	250 - 630	409	288	420	501	428
CC	1/1	500 - 1250	501	348	554	599	532
	2/1	1000 - 2500	501	348	661	761	646
CD	1/1	1250 - 1600	554	366	max. 617	max. 599	max. 599
	2/1	2000 - 3200			max. 661	max. 678	max. 678
CE	1/1	2000 - 3200	587	394	max. 611	569	569
	2/1	3200 - 5000			max. 783	783	783

Selection of the overall product range. Maximum dimensions. Smaller dimensions depending on frame size possible. Subject to modification without notice. For further technical information please refer to our manuals and dimension sheets.



CHAINster

Der CHAINster – A friend for life!

Sizes and suspensions



CHAINster



CHAINster CA



CHAINster CB



CHAINster CC (single fall)



CHAINster CC (double fall)



CHAINster CD



CHAINster CE



CHAINsterGT



Push travel trolley



Motor travel trolley

Trolleys

CHAIN

CHAINsterGT

Electric chain hoists with integrated frequency inverter



- **Integrated frequency inverter technology**
The integrated and pre-programmed hoist inverter offers a range of functions and ensures greater operating safety; no extra effort required when starting up (Plug & Play)
- **Effective and quick operation**
Wide range of speeds with greater hoist speeds at partial load (ESR, e.g. double the hoist speed at a partial load of < 30%) and lower hoist speeds for precise positioning of loads
- **Safety and reliability thanks to intelligent hoist monitoring**
Electronic monitoring of the slipping clutch, permanent calculation of the safe working period „SWP“ (load spectrum recorder), mechanical and electronic overload protection, prevention of shock loads (reduces the impact of sudden shocks)

Advantage: Efficient and cost-effective operation with a maximum of quality

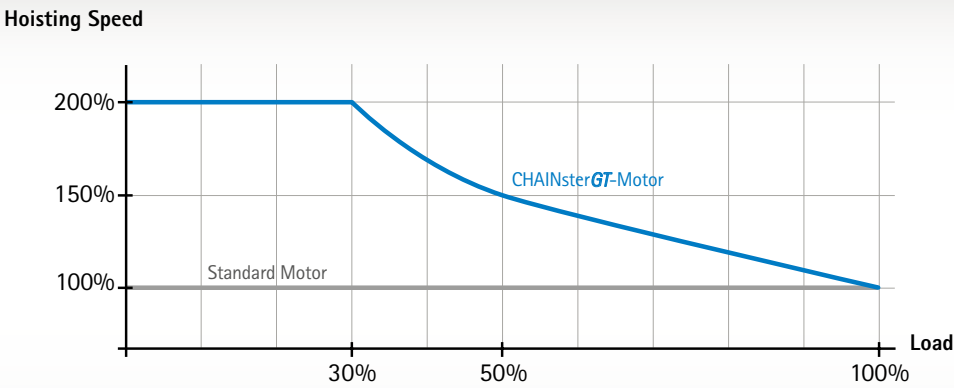
Lifting inverter Hoistmaster4 with standard features:

Standard equipment:

- Upper hook, push trolley or inverter controlled motor trolley
- Patented chain sprocket with intermediate teeth and metal chain guide
- Integrated lifting inverter HoistMaster4
- Thermal protection for lifting motor
- Control pendant IP65 with emergency stop button, with plug
- Lifetime brake
- Separate brake rectifier
- Protection IP55
- Duty factor 40 % ED, 240 starts/hour (ISO M5)
- Ambient temperature -10 °C up to +40 °C
- Epoxy powder painting, 70 µm

- ESR = faster lifting speed with lower loads
- Mechanical and electrical overload device
- 2-step programmable lifting limit switch
- Slack chain control with bypass
- Clutch control. Speed difference supervision.
- Brake control. Ensures brake is open when motor is activated
- SWP counter

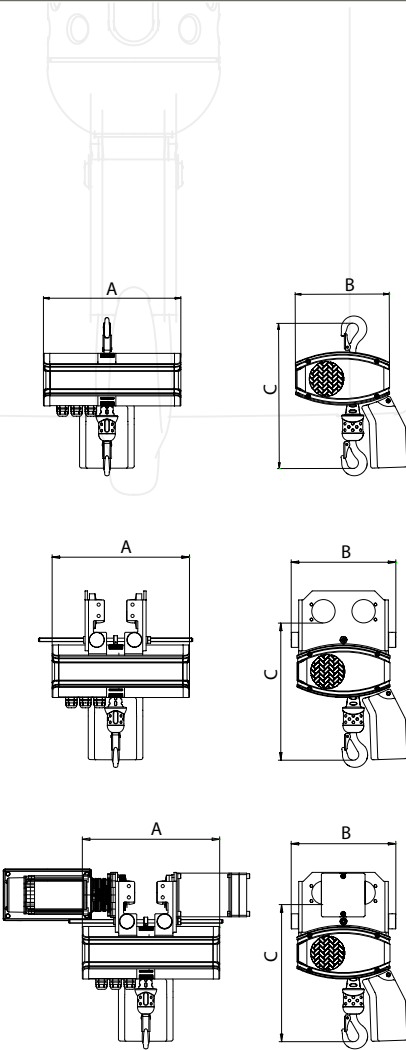
For loads up to 2,500 kg



Speed range CHAINsterGT(exemplary illustration)

Frequency inverter Hoistmaster4

Type	Number of falls	Load kg	Lifting speed m/min	A mm	B mm	C upper hook mm	C push trolley mm	C motor trolley mm
CB-GT	1/1	125	0,64-24 ESR* 32 < 80 kg	531	284	420	501	428
		250	0,64-16 ESR* 32 < 80 kg					
		320	0,64-16 ESR* 32 < 80 kg					
		500	0,32-8 ESR* 16 < 160 kg					
		630	0,32-6,5 ESR* 16 < 160 kg					
CC-GT	1/1	500	0,63-16 ESR* 32 < 160 kg	615	348	554	582	512
		630	0,63-12,5 ESR* 32 < 160 kg					
		800	0,31-9 ESR* 16 < 320 kg					
		1.000	0,31-8 ESR* 16 < 320 kg					
		1.250	0,31-6,5 ESR* 16 < 320 kg					
	2/1	1.600	0,16-4,5 ESR* 8 < 630 kg			661	761	646
		2.000	0,16-4 ESR* 8 < 630 kg					
		2.500	0,16-3,2 ESR* 8 < 630 kg					



* ESR = faster lifting speed with lower loads. Subject to modification without notice.
For further technical information please refer to our manuals and dimension sheets.

LIGHTster and ProfileMaster Lightweight crane system



LIGHTster

For loads up to 2,000 kg

Aluminium lightweight crane system with a high load-bearing capacity and low running costs.



- **Low own-weight**
Can also be used in building structures capable of bearing only low static loads; ergonomic, time-saving assembly; low number of freely positionable securing points
- **High quality**
Non-corrosive material, diminished operating noises thanks to state-of-the-art nylon wheels, prolonged service life with low maintenance costs
- **Precise application**
Low-vibration load movement; exact flow of materials; simple, ergonomic handling even without motorisation

Advantage: High-performance handling system with a high load-bearing capacity and low running costs

The simple solution for complex systems.

With four different profiles, LIGHTster offers solutions for a variety of applications covering almost all requirements. LIGHTster enables the implementation of single-girder and double-girder solutions with both normal and with short headroom. The systems can be operated both manually or by using electric drives. The narrow nylon wheels glide along the galvanised runner carriage easily and with minimum noise during operation.



LIGHTster



Short headroom bridge trolley

Hoist trolley and adjustable hydraulic buffer

Profile connection set

Simple, high-load bearing profile connections and a low number of needed suspensions allow the crane to be assembled on-site economically and effectively. The pre-sorted parts supplied give you a quick overview of the individual components and their function. LIGHTster optimises your time and personnel requirements.

The reduced weight of the aluminium lightweight crane has a beneficial effect on the load-bearing capability of the building and allows a more simple, easier assembly for the installation team. Moreover, the precision with which the LIGHTster moves loads impresses. Combined with CHAINsterGT electric chain hoists with integrated frequency inverter controllers for the hoisting procedure, sensitive operations can be performed gently and accurately. Continuously variable hoisting and lowering of the goods to be moved, provides on the one hand for low wear to the hoisting gear and on the other for a low-vibration transport of the load.

LIGHTster makes the solution simple:

- Easy installation thanks to a simple connection system with a low own-weight which is capable of bearing high loads
- Flexible and individually adjustable lightweight crane systems
- Gentle lifting and positioning of loads, manually or with variable electric speed control
- Wide range of profiles available
- Wide range of power supply modes available
- A wide range of spans can be realized
- Compact solutions available for various headrooms
- We also provide customized equipment to suit your individual needs
- Highest quality standard and minimum production tolerances
- Low noise level
- Various installation options with numerous suspension types
- Easy to modify and/or extend
- Prolonged service life combined with low maintenance costs
- Available at a competitive price topped with low running costs

LIGHT

ProfileMaster

For loads up to 2,000 kg



- **Flexible arrangement possibilities**
Wide range of profiles, switches, curves, turntables and much more, larger spans possible
- **Short assembly times**
Pre-designed, pre-assembled and pre-wired components, optimised suspension and connection
- **Low maintenance costs**
Minimum service required, longer lasting and robust hoists

Advantage: Flexibility and optimised performance, through modular design

The simple solution to many complex problems.

Often, simple solutions are the most effective. ProfileMaster is a complete modular kit designed to solve even the most intricate logistical task. The profile crane system has a proven track record with companies where the fast and coordinated transfer of materials is of the essence. The system can thus be seen in many manufacturing and warehouse premises. With ProfileMaster, you have the option to design your own individual hoisting system by combining our high-quality pre-assembled components that provide solutions for all tasks. Our kits include turntables, swivelling and sliding switch points and a wide range of other components. ProfileMaster is available as a single-girder or double-girder system with manual or electric drive systems.

Modular lightweight crane system for the highest flexibility.

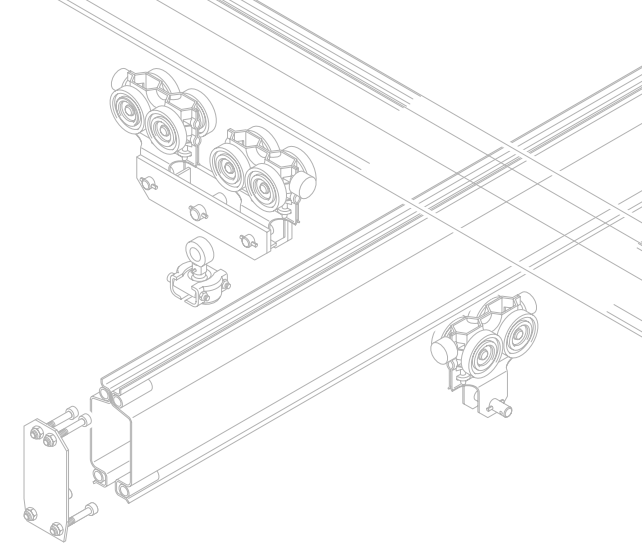


ProfileMaster is available with three different profile types, to cater for different load weights and suspension distances. The sections are cold-formed and are extremely rigid. The closed shape protects the inner runners against dirt and dust. Both the bridges and trolleys can be operated with minimum noise.


ProfileMaster



ProfileMaster



ProfileMaster



31

ProfileMaster always offers you the optimum solution:

- Flexible and individually adjustable lightweight crane systems
- Easy installation thanks to a simple connection system
- Smooth lifting and positioning of loads, be it manually or by variable electric speed control
- Wide range of profiles available
- Suitable for extremely large spans
- Available for various headrooms
- We provide monorail tracks with curves, switch points and turntables as well as single-girder and double-girder solutions
- We also provide customised equipment to suit your specific needs
- Highest quality standard and minimum production tolerances
- Low noise level
- Various installation options with numerous suspension types
- Easy to modify and/or extend
- Prolonged service life combined with low maintenance costs
- Available at a competitive price topped with low running costs



Look ahead!



ENGLISH

SWF Krantechnik GmbH

P.O. Box 310410
D-68264 Mannheim

Boehringerstr. 4
D-68307 Mannheim

Phone +49(0)621.78990-0
Fax +49(0)621.78990-100

info.de@swfkrantechnik.com
www.swfkrantechnik.com